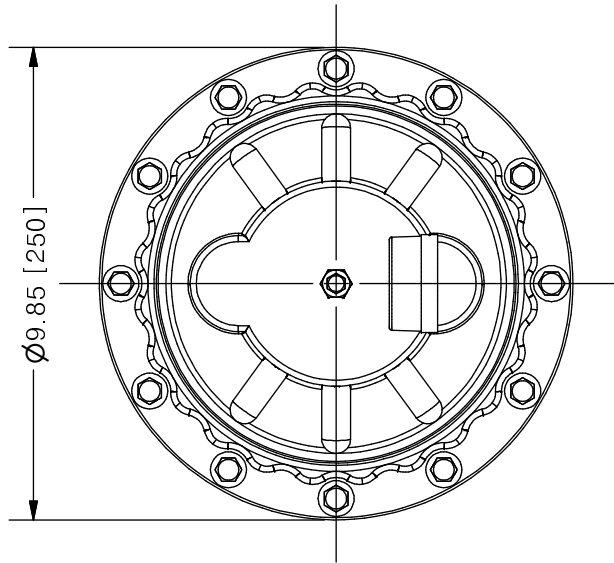
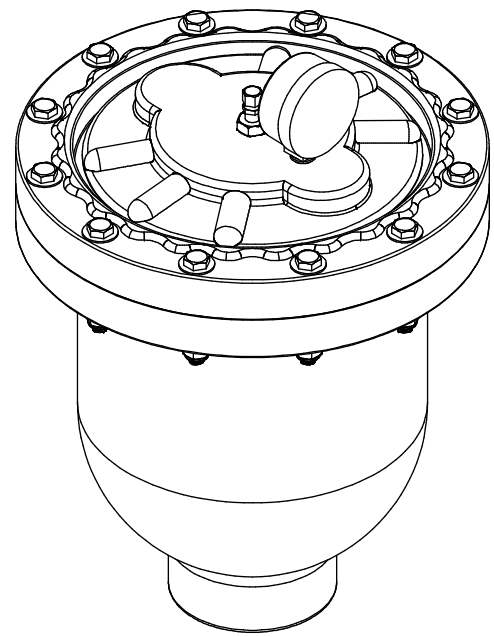


THIS DRAWING IS THE PROPERTY OF PRIMARY FLUID SYSTEMS INC. FROM WHICH A WRITTEN CONSENT FOR APPROVAL SHALL BE REQUIRED PRIOR TO COPYING.

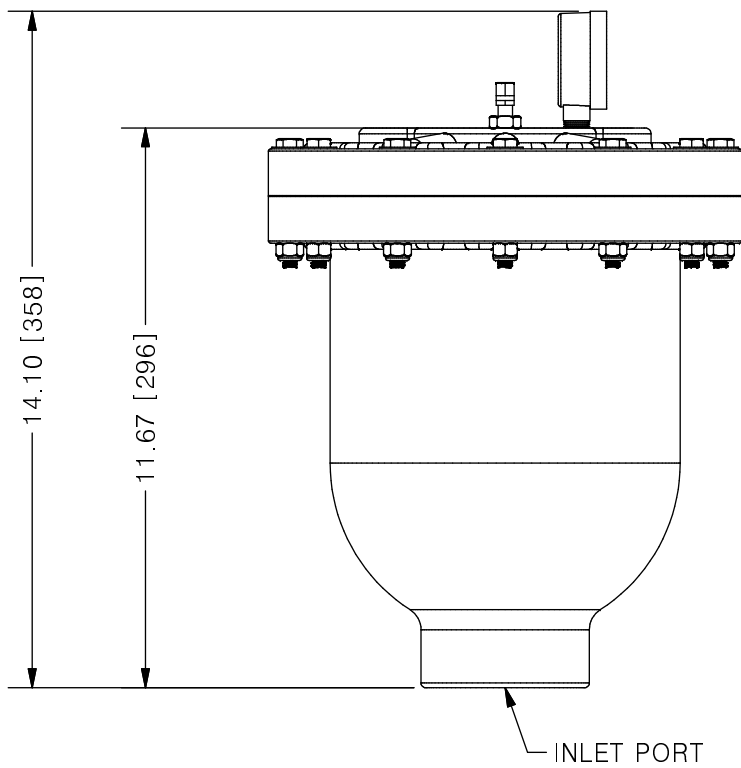
REVISION HISTORY			
REV	DESCRIPTION	DATE	NAME
0	NEW DRAWING	---	---



## ACCU-PULSE® APIIIF PULSATION DAMPENER



SCALE 1 : 4



AVAILABLE BLADDER/BELLOW
EPDM
VITON
NEOPRENE
BUNA-N
HYPALON
PTFE

NO.	NAME	DESCRIPTION
1	MAX ALLOWABLE OPERATING PRESSURE	150PSI @ 70°F (21°C)
2	UNIT CAPACITY	175 CU IN
3	INLET PORT	2"
4	CONNECTION TYPE	NPT
5	BOTTOM HOUSING (WETTED)	PVC/CPVC
6	BLADDER (WETTED)	SEE CHART ABOVE
7	TOP HOUSING	PVC/CPVC
8	GAUGE CASE/BACKING	PLASTIC AND BRASS
9	TEE	ZINC PLATED STEEL
10	FILL VALVE	STAINLESS STEEL
11	FASTENER ASSEMBLY RING/BOLTS	NORYL AND STAINLESS STEEL

<b>PRIMARY FLUID SYSTEMS INC.</b> 1050 COOKE BLVD, BURLINGTON, ONTARIO L7T 4A8	PROJECT: AP	SHT: 1 OF 1	DRAWN BY: NIKHIL G
	DATE DRAWN: 8/15/2016	SCALE: 1 : 4	UNITS: INCH[mm]
TITLE: ACCU-PULSE IIIIF PULSATION DAMPENER	MATERIAL: SEE CHART	DWG NO.: APIIIF-POLY_R0	REV# 0
DWG NAME: APIIIF	APPROVED BY:	CHECKED BY:	DIMENSIONAL TOLERANCE 0.XX ± 0.25" SHEET SIZE: B
DWG TYPE: PLANAR VIEW 2D	THIRD ANGLE PROJECTION 		