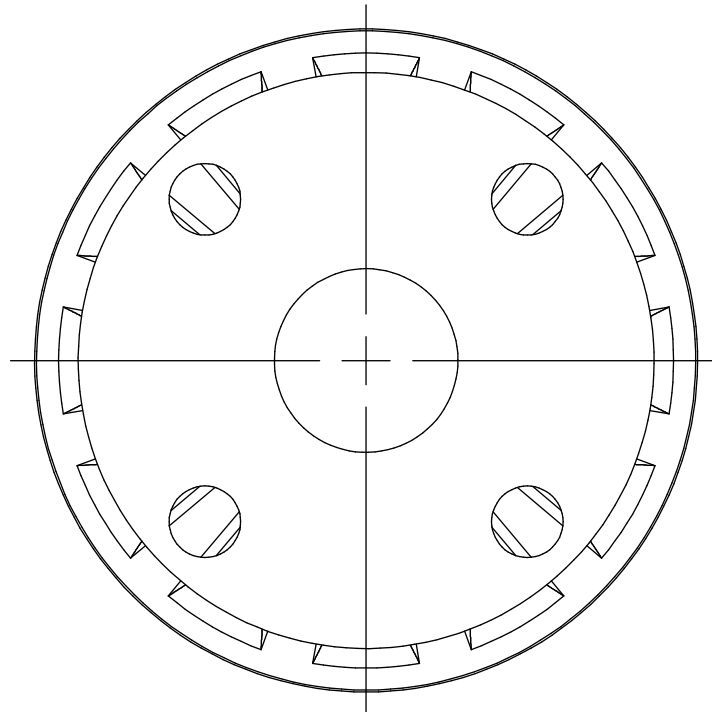


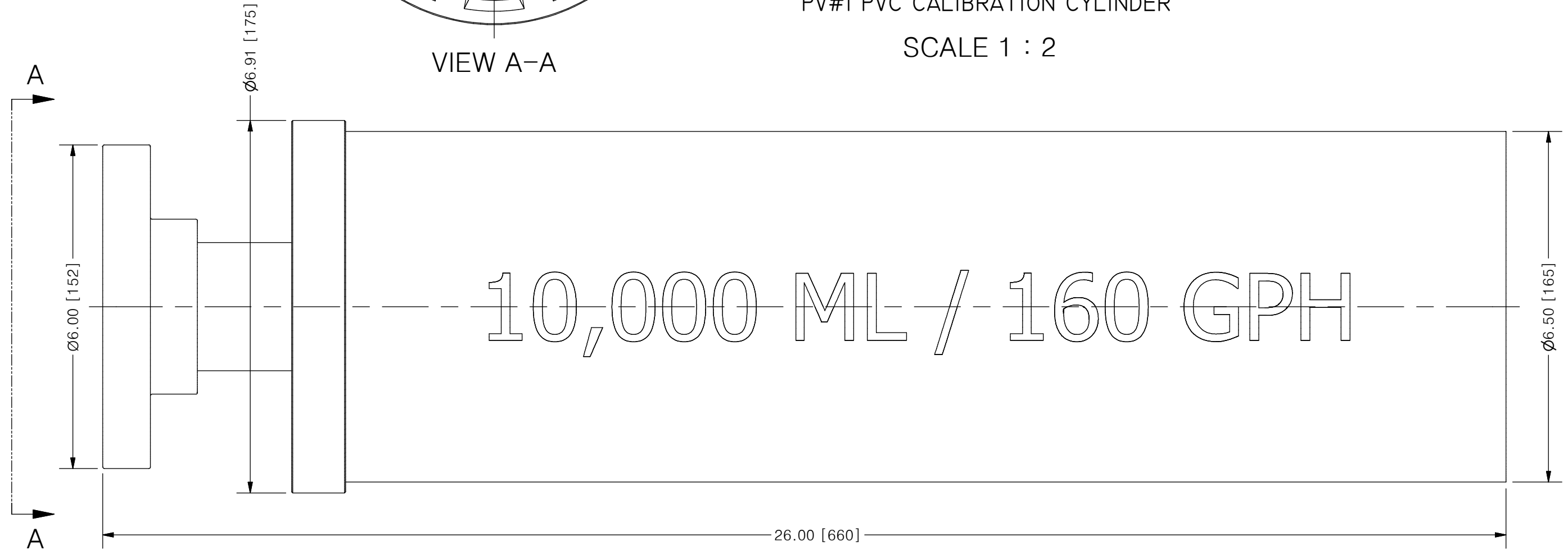
THIS DRAWING IS THE PROPERTY OF PRIMARY FLUID SYSTEMS INC. FROM WHICH A WRITTEN CONSENT FOR APPROVAL SHALL BE REQUIRED PRIOR TO COPYING.

	NO.	NAME	DESCRIPTION
	1	MAX ALLOWABLE OPERATING TEMPERATURE	140°F (60°C)
	2	MAX ALLOWABLE OPERATING PRESSURE	15 PSIG
CONNECTIONS	3	BOTTOM PORT CONNECTION	2"
	4	TOP PORT CONNECTION	OPEN
	5	TYPE	FLANGE
MATERIALS	6	CYLINDER	CLEAR PVC
	7	END CAP	PVC
	8	FLANGE, ANSI B16.5	PVC
	9	GLUE	CPVC, CHEMICAL RESISTANT
INPUT DATA	10	VOLUME SIZE	10000 ML / 160 GPH
SCALE	11	BI DIRECTIONAL GRADUATIONS	200 ML / 2 GPH DIVISIONS
	12	ALL CYLINDERS ARE RATED FOR LIQUID SERVICE ONLY	√
COMMENTS	13	CYLINDERS ARE NOT PRESSURE VESSELS	√
		NSF 61 APPROVED	



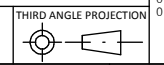
VIEW A-A

ACCUDRAW®
 PV#1 PVC CALIBRATION CYLINDER
 SCALE 1 : 2



REV	DESCRIPTION	DATE	NAME
0	NEW DRAWING	--	--

PRIMARY FLUID SYSTEMS INC. 1050 COOKE BLVD, BURLINGTON, ONTARIO L7T 4A8		PROJECT: PV	SHT: 1 OF 1	DRAWN BY: BRJB
TITLE: 10000 ML CALIBRATION CYLINDER WITH 2" FLANGE CONNECTION		DATE DRAWN: 6/2/2017	SCALE: 1 : 2	UNITS: INCH [mm]
DWG NO: PV#1-10000-F_R0		MATERIAL: SEE CHART	APPROVED BY:	CHECKED BY:
DWG NAME: PV CYLINDER DWG TYPE: PLANAR VIEW		DIMENSIONAL TOLERANCE 0.X = ± 0.25" 0.XX = ± 0.25" 0.XXX = ± 0.25"		REV# 0



11 X 17 SHEET SIZE: B