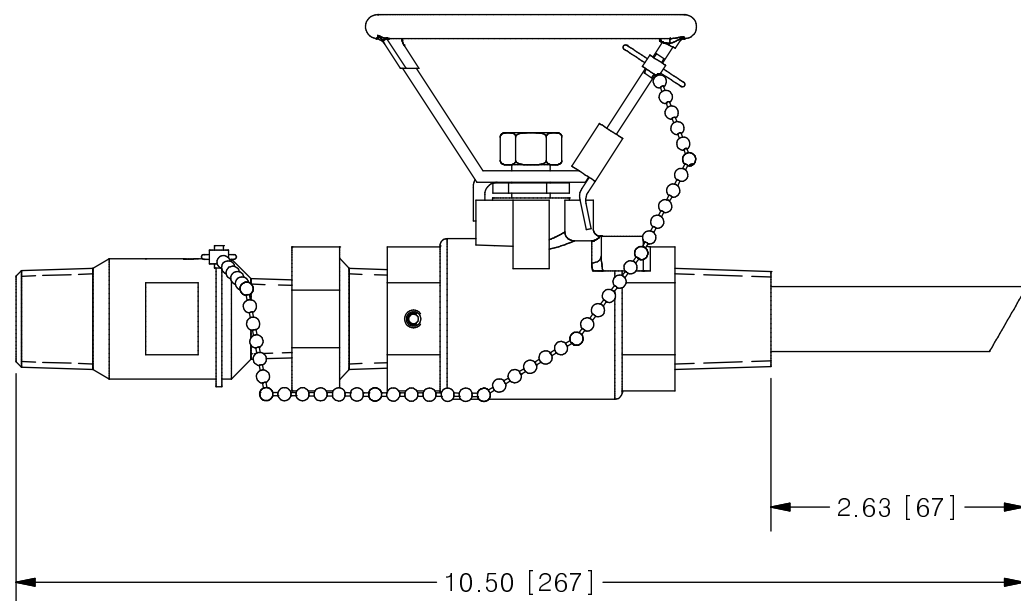
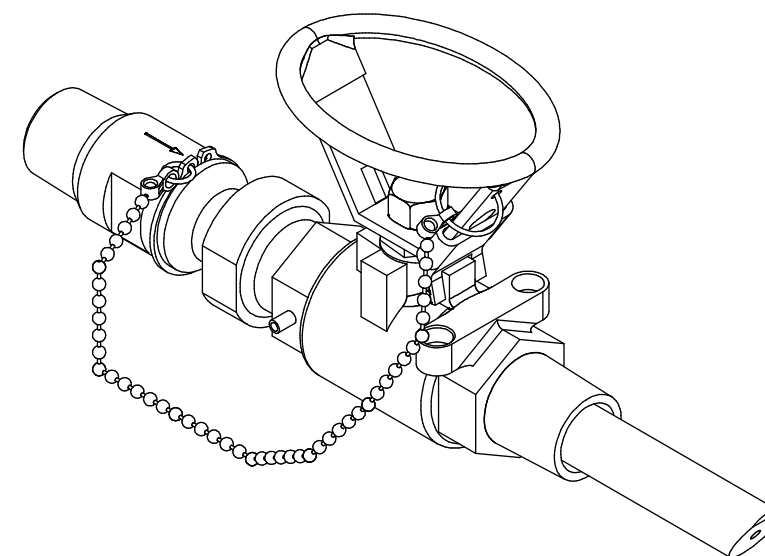
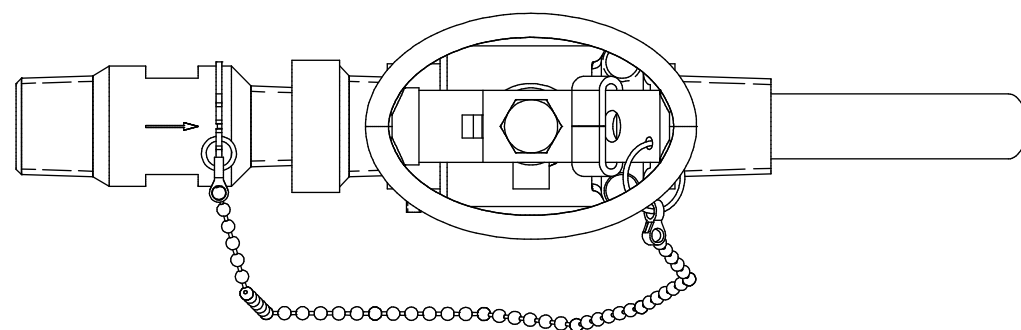


THIS DRAWING IS THE PROPERTY OF PRIMARY FLUID SYSTEMS INC. FROM WHICH A WRITTEN CONSENT FOR APPROVAL SHALL BE REQUIRED PRIOR TO COPYING.

PFS CORPORATION STOPS

MALE x MALE CONNECTION

	NO.	NAME	DESCRIPTION
	1	MAX ALLOWABLE OPERATING TEMPERATURE	500°F (260°C)
	2	MAX ALLOWABLE OPERATING PRESSURE	2000 PSIG
CONNECTIONS	3	INLET PORT CONNECTION	1/2"
	4	OUTLET PORT CONNECTION	3/4"
	5	TYPE	NPT
MATERIALS	7	ORIFICE SIZE	1/8"
	8	BODY, QUILL AND CHECK SEAT	316SS (HAST OPTIONAL)
	9	BALL CHECK	316SS (HAST OPTIONAL)
	10	CHECK SPRING	316SS (HAST OPTIONAL)
	11	GLAND	316SS (HAST OPTIONAL)
	12	GLAND SEAL	VITON (EPDM OPTIONAL)
	13	VALVE ASSEMBLY	316SS (HAST OPTIONAL)



SCALE 1 : 2

PRIMARY FLUID SYSTEMS INC. 1050 COOKE BLVD, BURLINGTON, ONTARIO L7T 4A8		PROJECT: CCS	SHT: 1 OF 1	DRAWN BY: TJ
TITLE: 3/4" CORP STOP WITH 3/4" INLET AND 3/4" OUTLET WITH 1/8" ORIFICE		DATE DRAWN: 3/9/2017	SCALE: 1 : 2	UNITS: INCH [mm]
DWG NO: CCS-76-316SS		MATERIAL: SEE CHART	DIMENSIONAL TOLERANCE 0.X = ± 0.25" 0.XX = ± 0.25" 0.XXX = ± 0.25"	
DWG NAME: CORP STOP DWG TYPE: PLANAR VIEW		APPROVED BY:	CHECKED BY:	THIRD ANGLE PROJECTION
REV# 0		SHEET SIZE: B		

REV	DESCRIPTION	DATE	NAME
0	NEW DRAWING	--	--

REVISION HISTORY