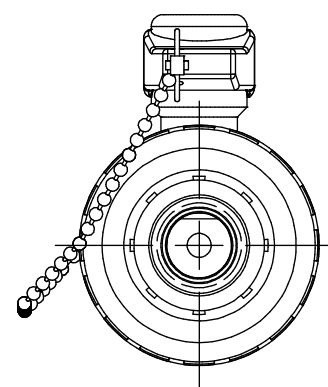
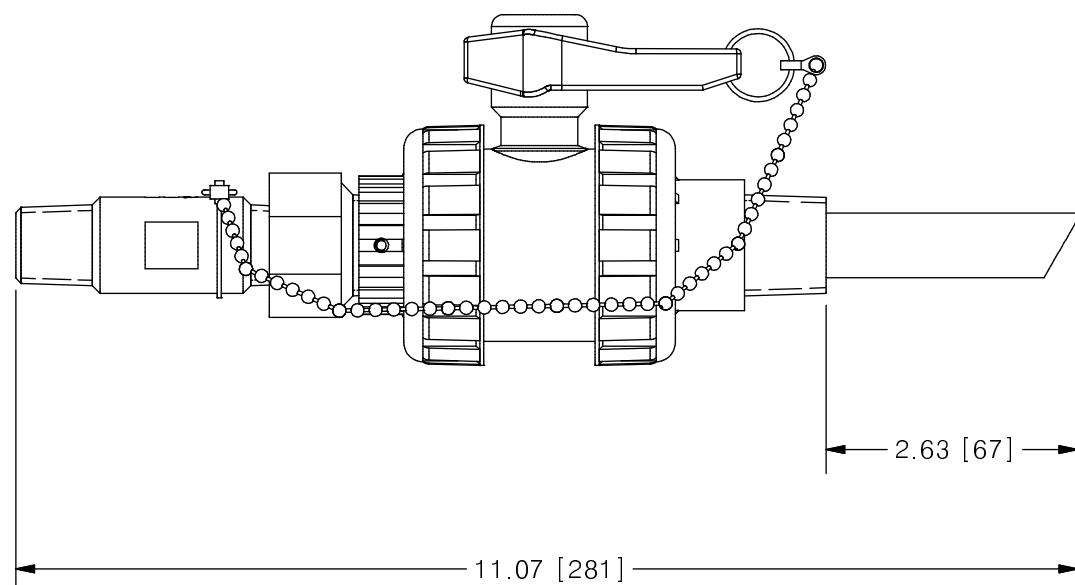
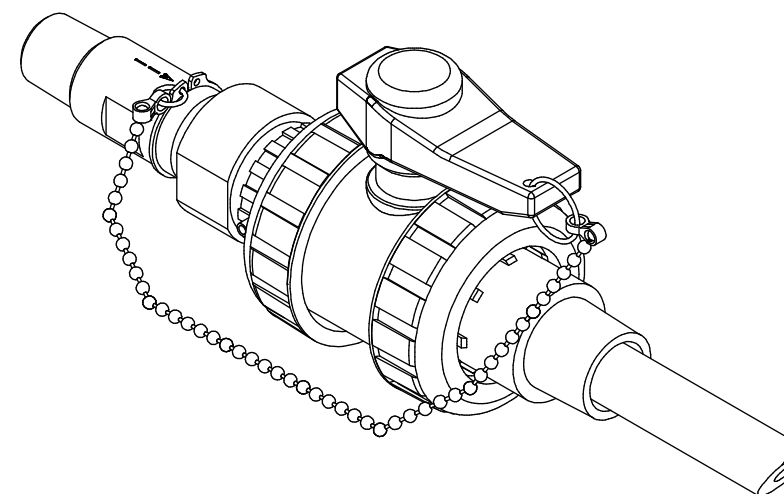
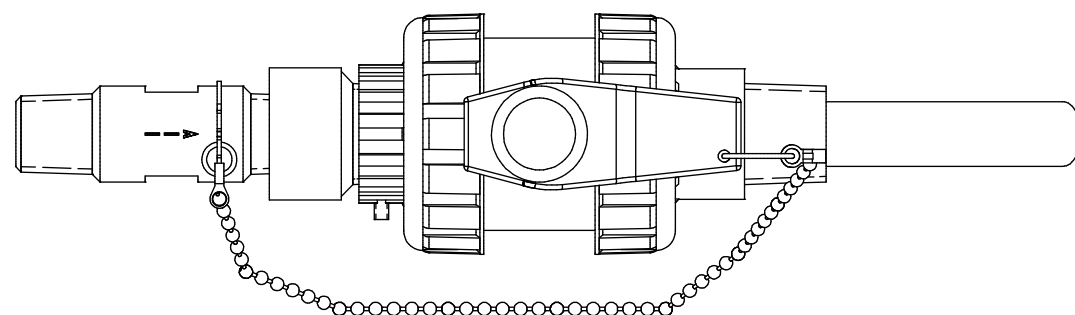


THIS DRAWING IS THE PROPERTY OF PRIMARY FLUID SYSTEMS INC. FROM WHICH A WRITTEN CONSENT FOR APPROVAL SHALL BE REQUIRED PRIOR TO COPYING.

# PFS CORPORATION STOPS

MALE x MALE CONNECTION

	NO.	NAME	DESCRIPTION
	1	MAX ALLOWABLE OPERATING TEMPERATURE	210°F (98°C)
	2	MAX ALLOWABLE OPERATING PRESSURE	150 PSIG
CONNECTIONS	3	INLET PORT CONNECTION	1/2"
	4	OUTLET PORT CONNECTION	3/4"
	5	TYPE	NPT
MATERIALS	7	ORIFICE SIZE	1/4"
	8	BODY, QUILL AND CHECK SEAT	CPVC
	9	BALL CHECK	CERAMIC (HAST, PVDF, TFE OPTIONAL)
	10	CHECK SPRING	316SS (HAST OPTIONAL)
	11	GLAND	CPVC
	12	GLAND SEAL	VITON (EPDM OPTIONAL)
	13	VALVE ASSEMBLY	CPVC



SCALE 1 : 2

<b>PRIMARY FLUID SYSTEMS INC.</b> 1050 COOKE BLVD, BURLINGTON, ONTARIO L7T 4A8		PROJECT: CCS	SHT: 1 OF 1	DRAWN BY: T.J
TITLE: 1/2" CORP STOP WITH 1/2" INLET AND 3/4" OUTLET NPT CONNECTIONS WITH 1/4" ORIFICE		DATE DRAWN: 3/9/2017	SCALE: 1 : 2	UNITS: INCH [mm]
DWG NAME: CORP STOP DWG TYPE: PLANAR VIEW		MATERIAL: SEE CHART	DWG NO: CCS-56-CPVC-25	DIMENSIONAL TOLERANCE 0.X = ± 0.25" 0.XX = ± 0.25" 0.XXX = ± 0.25"
REV# 0		APPROVED BY:	CHECKED BY:	THIRD ANGLE PROJECTION 

REV	DESCRIPTION	DATE	NAME
0	NEW DRAWING	--	--

REVISION HISTORY