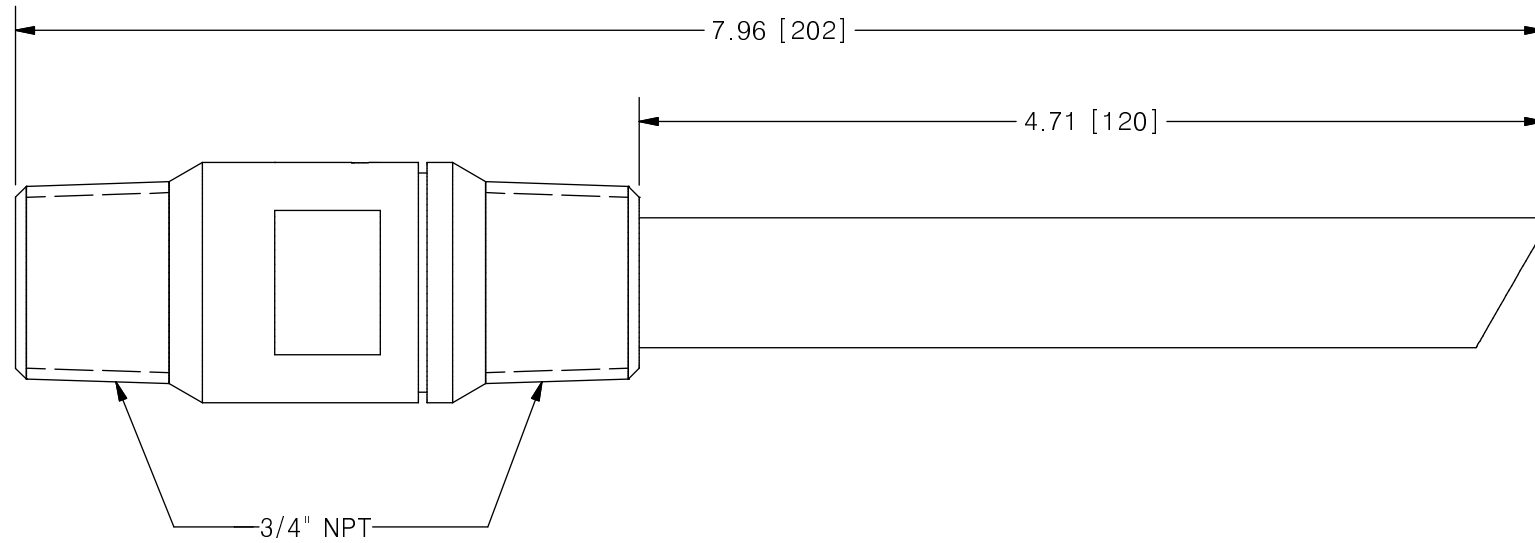
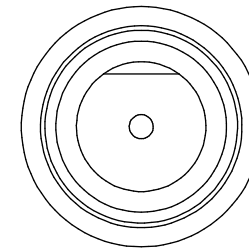
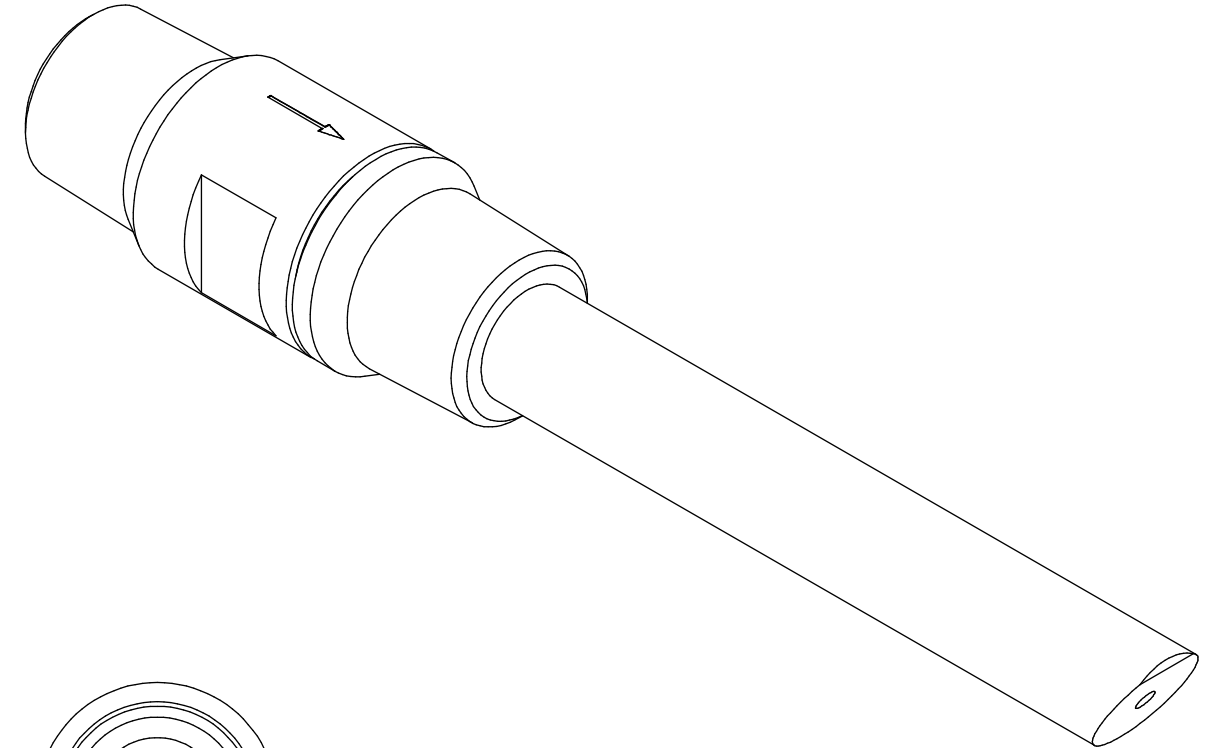
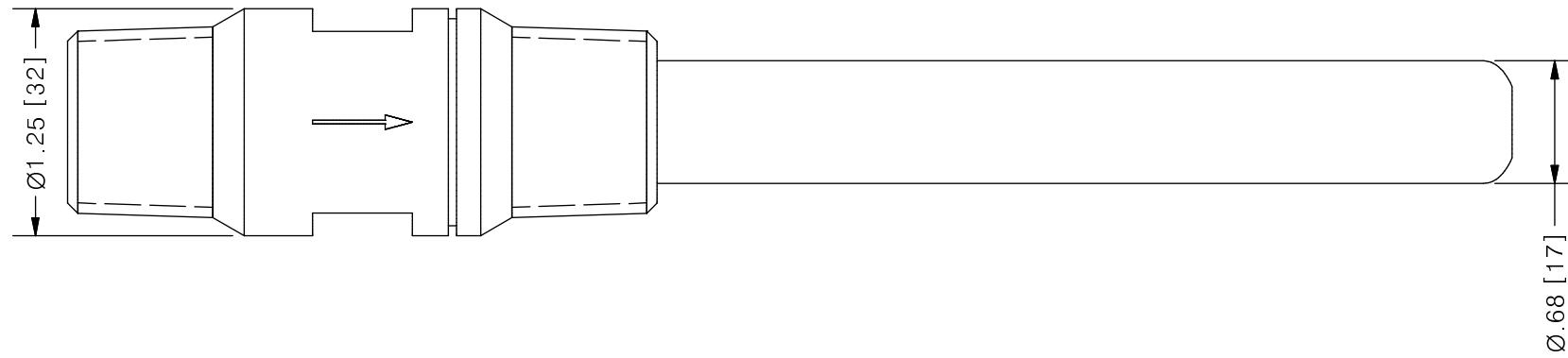


THIS DRAWING IS THE PROPERTY OF PRIMARY FLUID SYSTEMS INC. FROM WHICH A WRITTEN CONSENT FOR APPROVAL SHALL BE REQUIRED PRIOR TO COPYING.

	NO.	NAME	DESCRIPTION
	1	MAX ALLOWABLE OPERATING TEMPERATURE	500°F (260°C)
	2	MAX ALLOWABLE OPERATING PRESSURE	3000 PSIG
CONNECTIONS	3	INLET PORT CONNECTION	3/4"
	4	OUTLET PORT CONNECTION	3/4"
	5	TYPE	NPT
	7	ORIFICE SIZE	1/8"
MATERIALS	8	BODY, QUILL AND CHECK SEAT	316SS (HAST OPTIONAL)
	9	BALL CHECK	316SS (HAST OPTIONAL)
	10	CHECK SPRING	316SS (HAST OPTIONAL)

## INJECTION QUILLS®

MALE x MALE CONNECTION



<b>PRIMARY FLUID SYSTEMS INC.</b> 1050 COOKE BLVD, BURLINGTON, ONTARIO L7T 4A8		PROJECT: IQ	SHT: 1 OF 1	DRAWN BY: TJ
TITLE: 3/4" INJECTION QUILL WITH 1/8" ORIFICE		DATE DRAWN: 2/7/2017	SCALE: 1 : 1	UNITS: INCH [mm]
DWG NO: IQ-78-316SS		MATERIAL: SEE CHART	REV# 0	
DWG NAME: INJECTION QUILL		APPROVED BY:	CHECKED BY:	THIRD ANGLE PROJECTION
DWG TYPE: PLANAR VIEW				<b>DIMENSIONAL TOLERANCE</b> 0.X = ± 0.25" 0.XX = ± 0.25" 0.XXX = ± 0.25"

REV	DESCRIPTION	DATE	NAME
0	NEW DRAWING	--	--

REVISION HISTORY