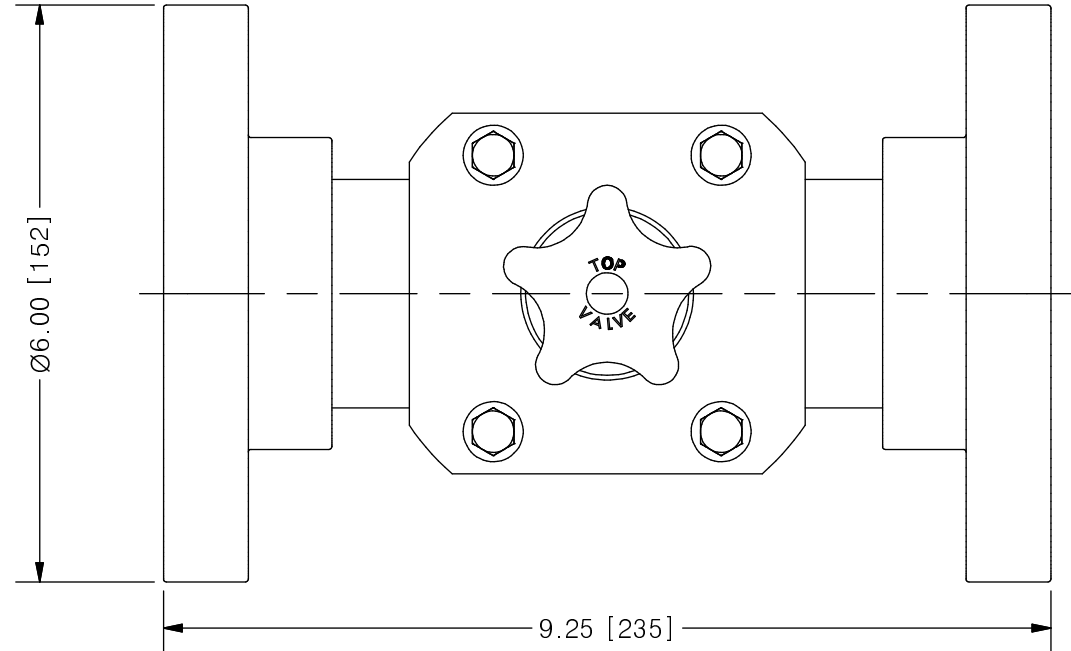
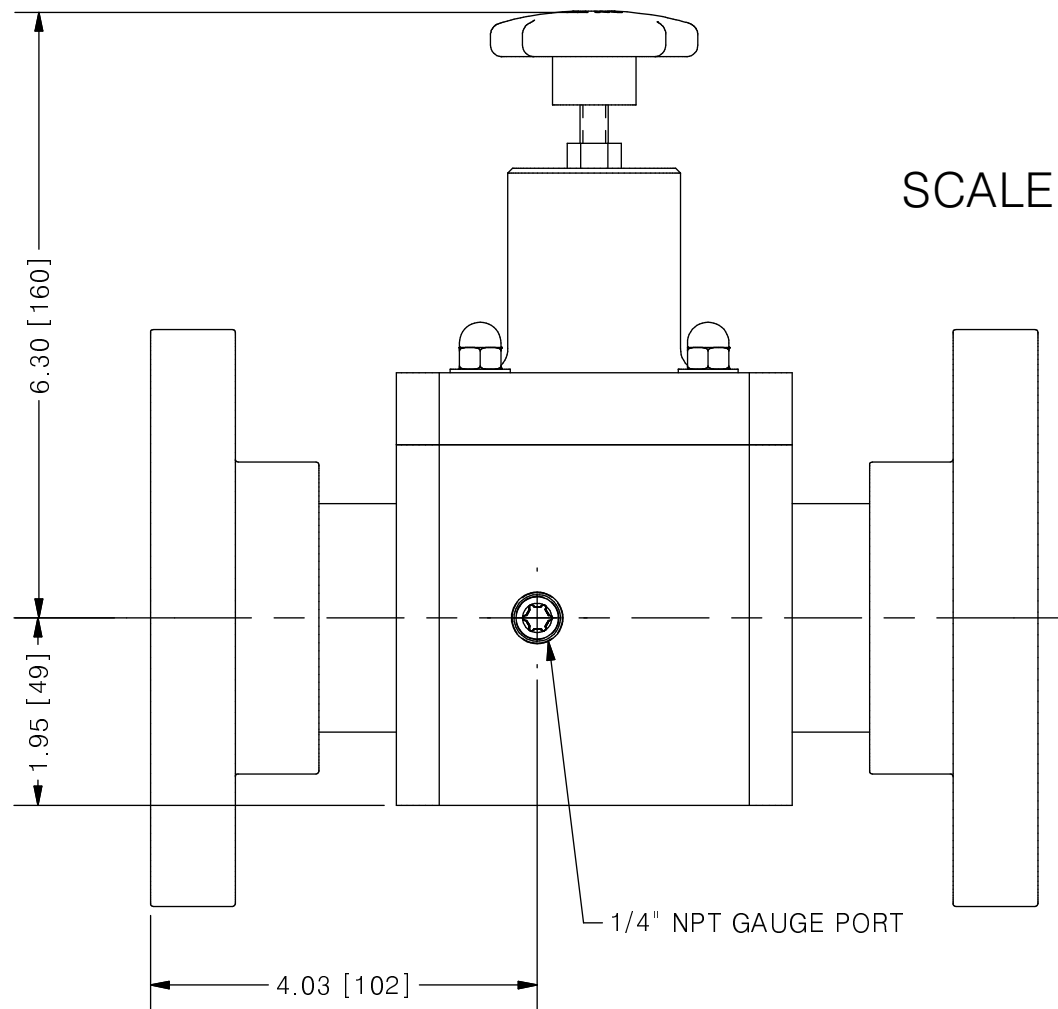
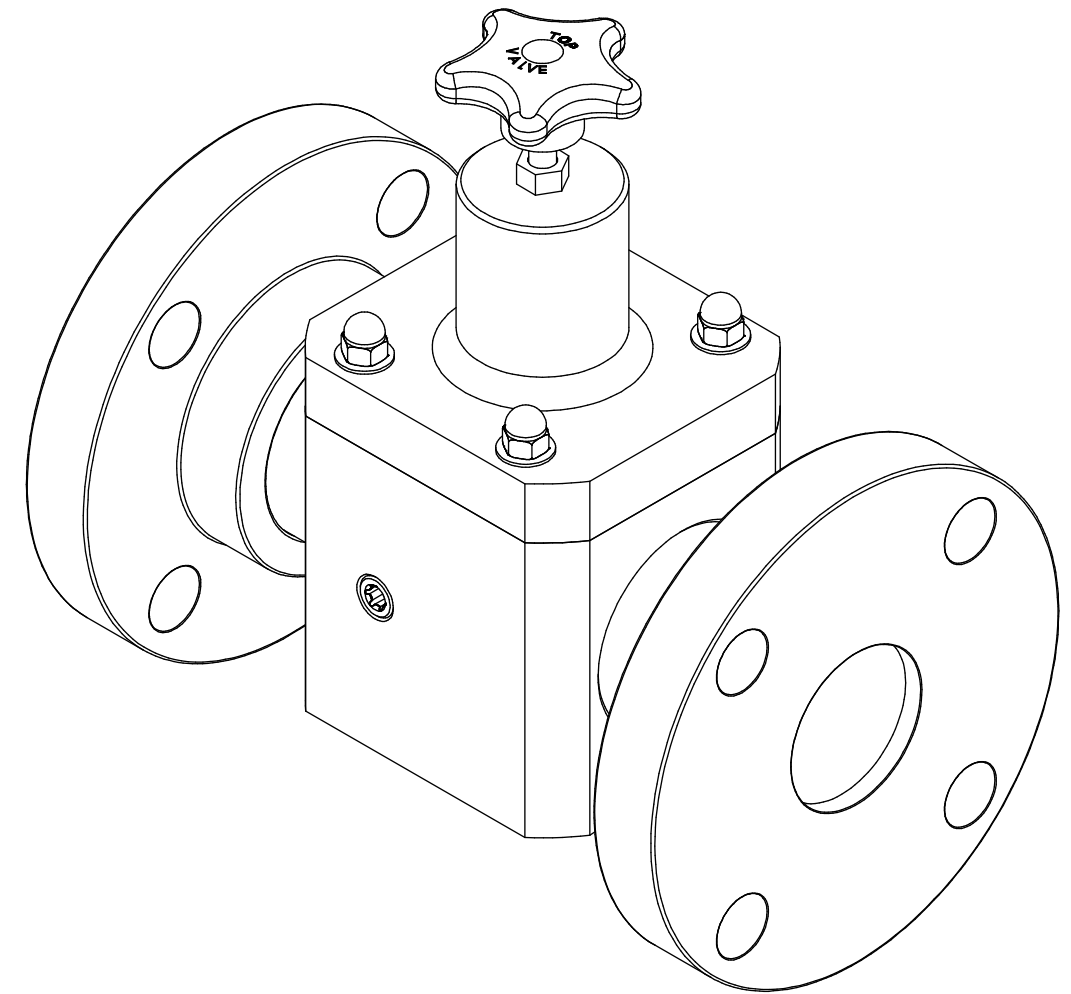


THIS DRAWING IS THE PROPERTY OF PRIMARY FLUID SYSTEMS INC. FROM WHICH A WRITTEN CONSENT FOR APPROVAL SHALL BE REQUIRED PRIOR TO COPYING.

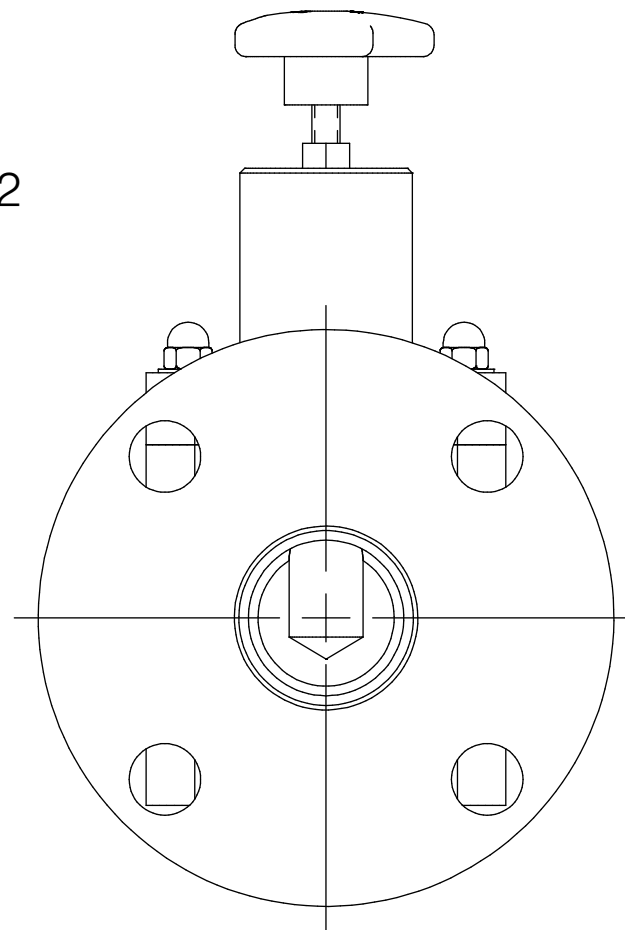
NO.	NAME	DESCRIPTION
1	MAX ALLOWABLE OPERATING TEMPERATURE	140°F (60°C)
2	MAX ALLOWABLE OPERATING PRESSURE	150 PSIG @ 70°F
CONNECTIONS		
3	SIZE: INLET/OUTLET	2"
4	CONNECTION TYPE	ANSI B16.5 FLANGE
MATERIALS (WETTED)		
5	BODY	PVC
6	DIAPHRAGM	VITON/EPDM/PTFE
MATERIALS (NON-WETTED)		
7	FLANGE	PVC
8	SPRING BONNET/TOP	PVC
9	SPRING	NICKEL PLATED MUSIC WIRE ASTM A228
10	TOP/BOTTOM DISC	POLYPROPYLENE
11	BOLTS, NUTS, WASHERS	STAINLESS STEEL
12	FACTORY SET PRESSURE	50 PSIG
13	SPRING RANGE	7-150 PSIG



**TOP VALVE®**  
TVB BACK PRESSURE VALVE



SCALE 1 : 2



<b>PRIMARY FLUID SYSTEMS INC.</b> 1050 COOKE BLVD, BURLINGTON, ONTARIO L7T 4A8		PROJECT: TVB	SHT: 1 OF 1	DRAWN BY: BRJB
TITLE: 2" BACK PRESSURE TOP VALVE WITH 2" 150# SW FLANGE CONNECTIONS PLUS GAUGE PORT		DATE DRAWN: 6/2/2017	SCALE: 1 : 2	UNITS: INCH [mm]
DWG NO: TVBF20-PVC-G_R0		MATERIAL: SEE CHART	APPROVED BY:	CHECKED BY:
DWG NAME: TOP VALVE		THIRD ANGLE PROJECTION		REV# 0
DWG TYPE: PLANAR VIEW		DIMENSIONAL TOLERANCE 0.XX = ± 0.25" 0.XXX = ± 0.25" 0.XXX = ± 0.25"		SHEET SIZE: B

REV	DESCRIPTION	DATE	NAME
0	NEW DRAWING	--	--

REVISION HISTORY