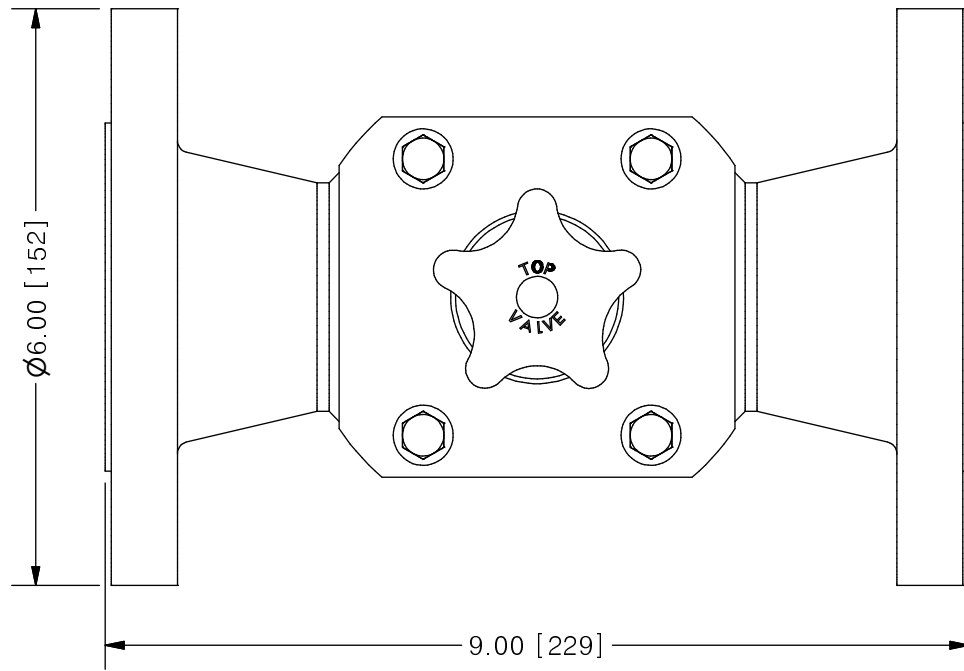
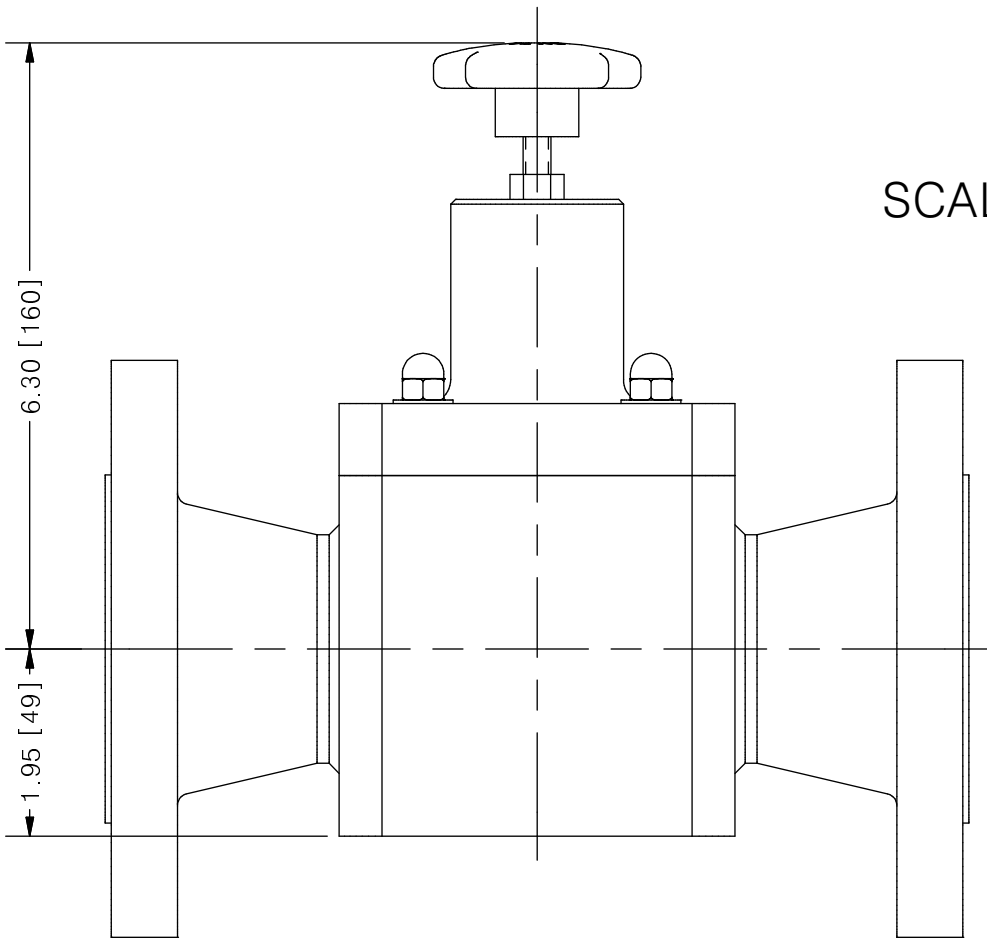
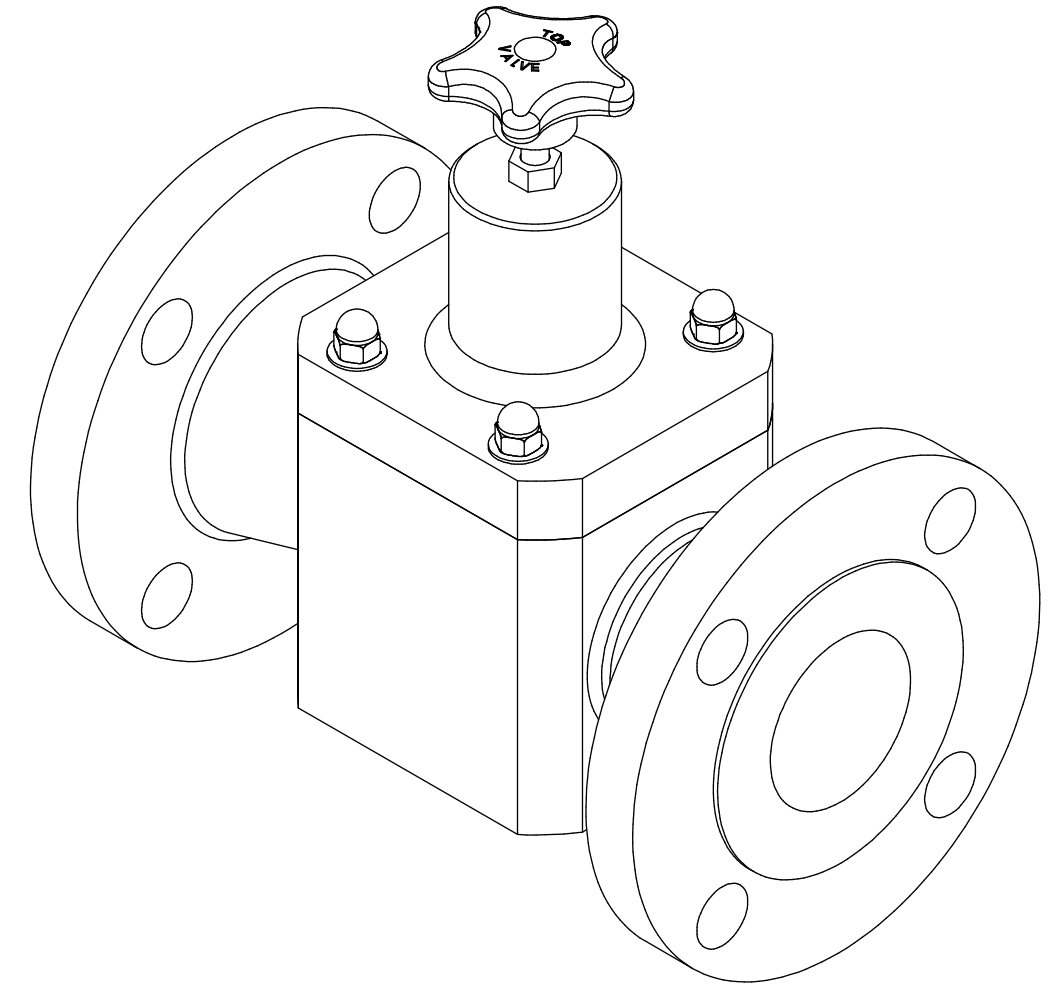


THIS DRAWING IS THE PROPERTY OF PRIMARY FLUID SYSTEMS INC. FROM WHICH A WRITTEN CONSENT FOR APPROVAL SHALL BE REQUIRED PRIOR TO COPYING.

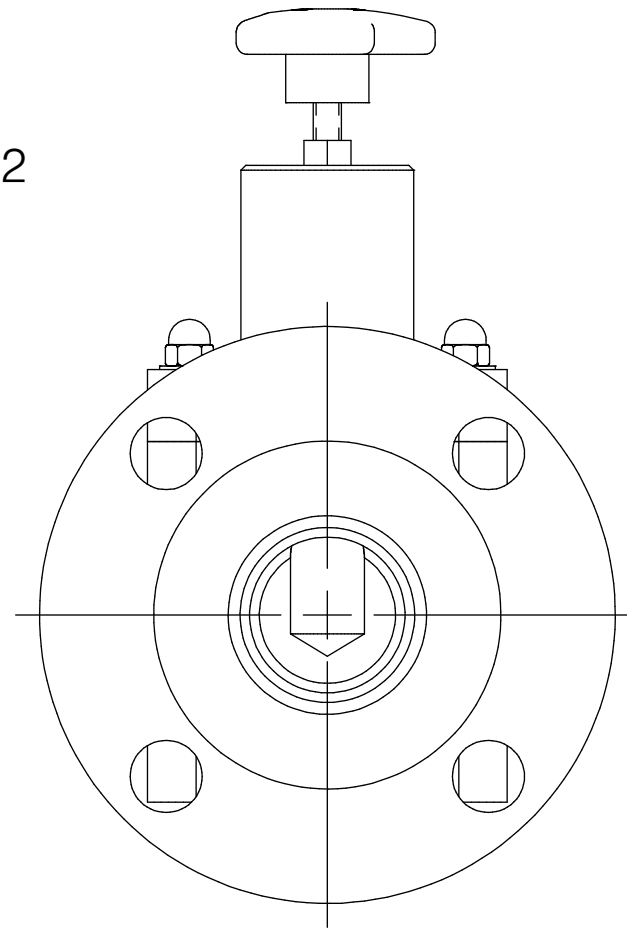
NO.	NAME	DESCRIPTION
1	MAX ALLOWABLE OPERATING TEMPERATURE	140°F (60°C)
2	MAX ALLOWABLE OPERATING PRESSURE	150 PSIG @ 70°F
CONNECTIONS		
3	SIZE: INLET/OUTLET	2"
4	CONNECTION TYPE	ANSI WN FLANGE B16.5
MATERIALS (WETTED)		
5	BODY	316 SS
6	DIAPHRAGM	PTFE BACKED EPDM
7	FLANGE	316 SS
MATERIALS (NON-WETTED)		
8	SPRING BONNET/TOP	PVC
9	SPRING	NICKEL PLATED MUSIC WIRE ASTM A228
10	TOP/BOTTOM DISC	POLYPROPYLENE
11	BOLTS, NUTS, WASHERS	STAINLESS STEEL
12	FACTORY SET PRESSURE	50 PSIG
13	SPRING RANGE	7-150 PSIG



TOP VALVE®
TVB BACK PRESSURE VALVE



SCALE 1 : 2



PRIMARY FLUID SYSTEMS INC. 1050 COOKE BLVD, BURLINGTON, ONTARIO L7T 4A8		PROJECT: TVB	SHT: 1 OF 1	DRAWN BY: NG
TITLE: 2" BACK PRESSURE TOP VALVE WITH 2" 150# WN FLANGE CONNECTIONS		DATE DRAWN: 7/4/2016	SCALE: 1 : 2	UNITS: INCH [mm]
DWG NAME: TOP VALVE	DWG NO: TVBFW20-SS_R0	MATERIAL: SEE CHART	APPROVED BY:	CHECKED BY:
DWG TYPE: PLANAR VIEW	THIRD ANGLE PROJECTION		DIMENSIONAL TOLERANCE 0.X = ± 0.25" 0.XX = ± 0.25" 0.XXX = ± 0.25"	

REV	DESCRIPTION	DATE	NAME
0	NEW DRAWING	--	--