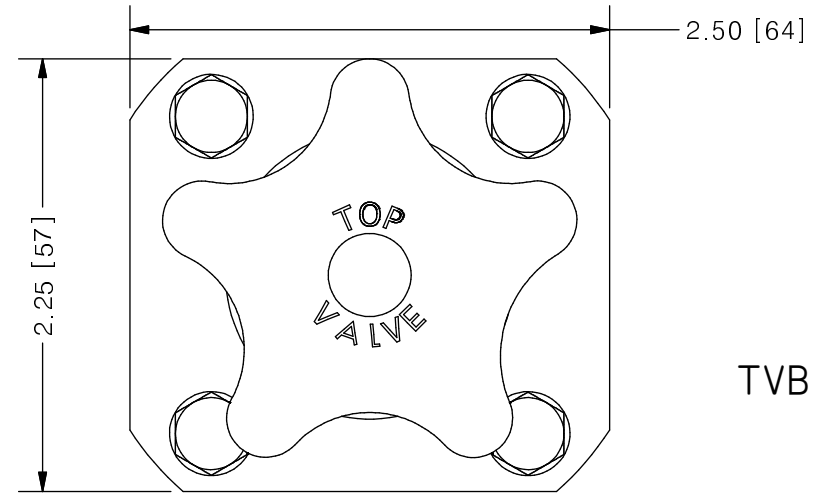
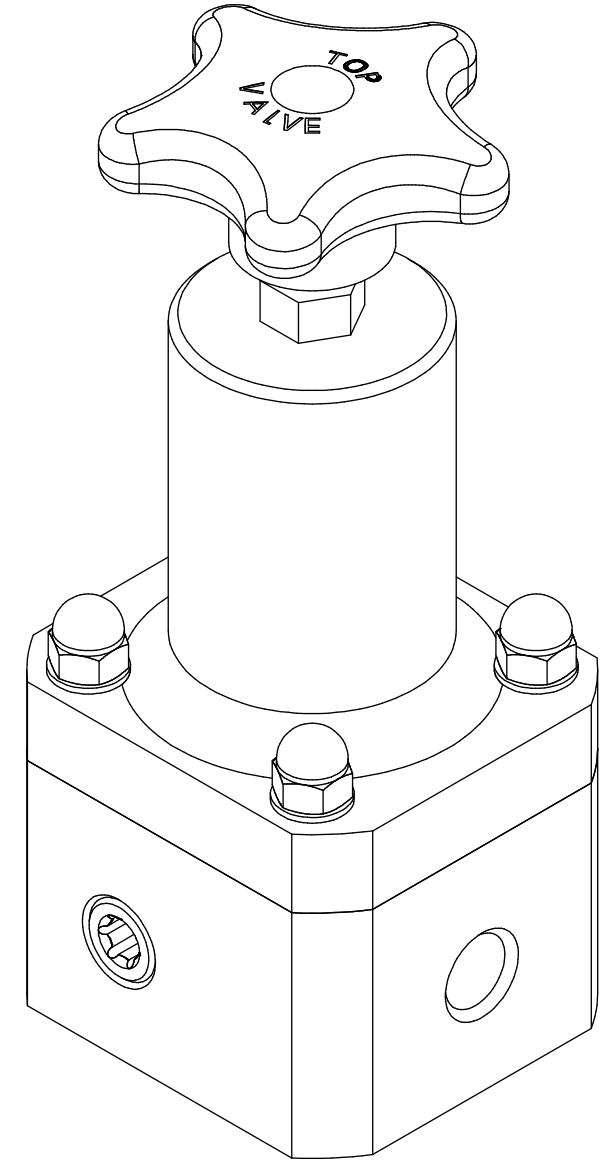
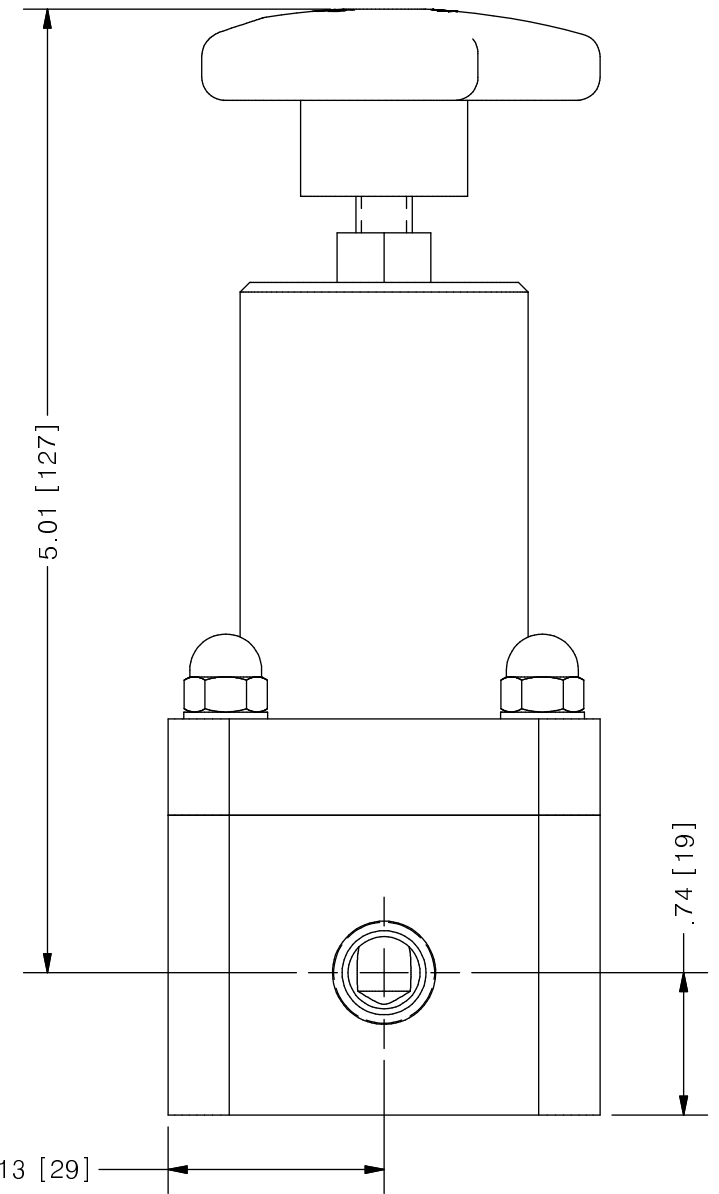
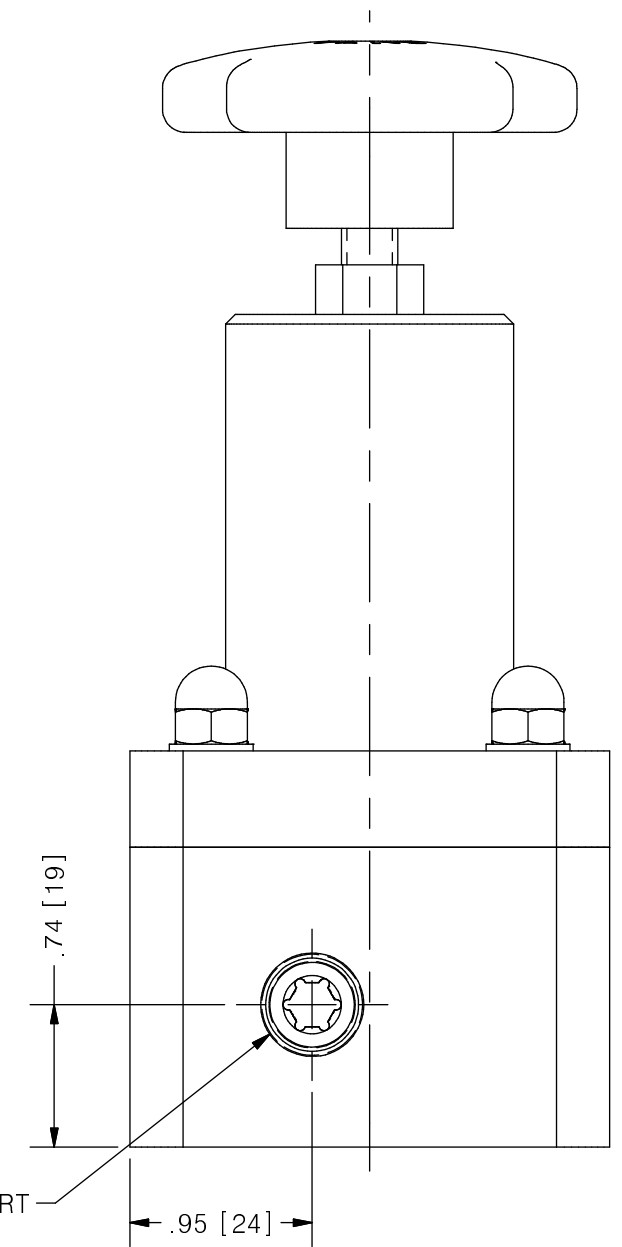


THIS DRAWING IS THE PROPERTY OF PRIMARY FLUID SYSTEMS INC. FROM WHICH A WRITTEN CONSENT FOR APPROVAL SHALL BE REQUIRED PRIOR TO COPYING.

NO.	NAME	DESCRIPTION
1	MAX ALLOWABLE OPERATING TEMPERATURE	140°F (60°C)
2	MAX ALLOWABLE OPERATING PRESSURE	150 PSIG
CONNECTIONS		
3	SIZE: INLET/OUTLET	1/4"
4	CONNECTION TYPE	NPT
MATERIALS (WETTED)		
5	BODY	PVC
6	DIAPHRAGM	PTFE BACKED EPDM
MATERIALS (NON-WETTED)		
7	SPRING BONNET/TOP	CPVC
8	SPRING	NICKEL PLATED MUSIC WIRE ASTM A228
9	TOP/BOTTOM DISC	POLYPROPYLENE
10	BOLTS, NUTS, WASHERS	STAINLESS STEEL
11	FACTORY SET PRESSURE	50 PSIG
12	SPRING RANGE	7-150 PSIG



**TOP VALVE®**  
TVB BACK PRESSURE VALVE



1/4" NPT GAUGE PORT

SCALE 1 : 1

REV	DESCRIPTION	DATE	NAME
0	NEW DRAWING	--	--

<b>PRIMARY FLUID SYSTEMS INC.</b> 1050 COOKE BLVD, BURLINGTON, ONTARIO L7T 4A8		PROJECT: TVB	SHT: 1 OF 1	DRAWN BY: NG
TITLE: 1/4" BACK PRESSURE TOP VALVE WITH 1/4" NPT CONNECTIONS PLUS GAUGE PORT		DATE DRAWN: 7/6/2016	SCALE: 1 : 1	UNITS: INCH [mm]
DWG NAME: TOP VALVE DWG TYPE: PLANAR VIEW		MATERIAL: SEE CHART	DWG NO: TVBP25-PVC-G_R0	DIMENSIONAL TOLERANCE 0.X = ± 0.25" 0.XX = ± 0.25" 0.XXX = ± 0.25"
APPROVED BY: _____ CHECKED BY: _____		THIRD ANGLE PROJECTION		REV# 0 SHEET SIZE: B