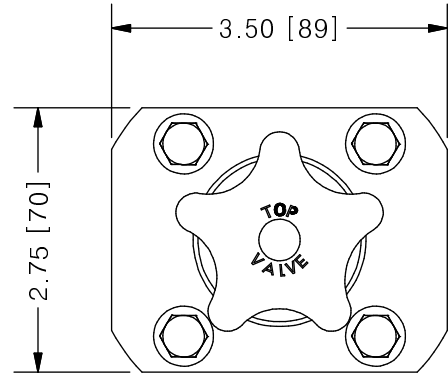
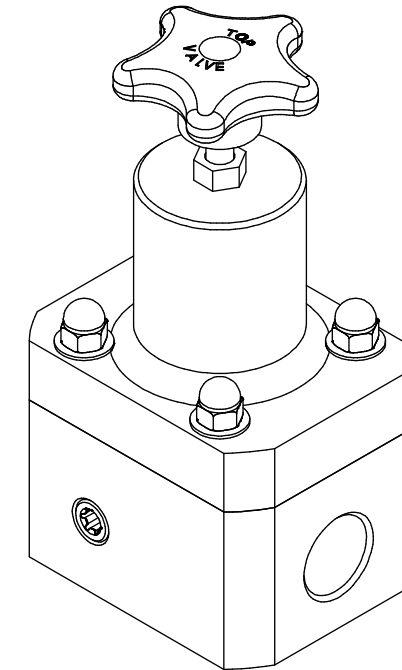
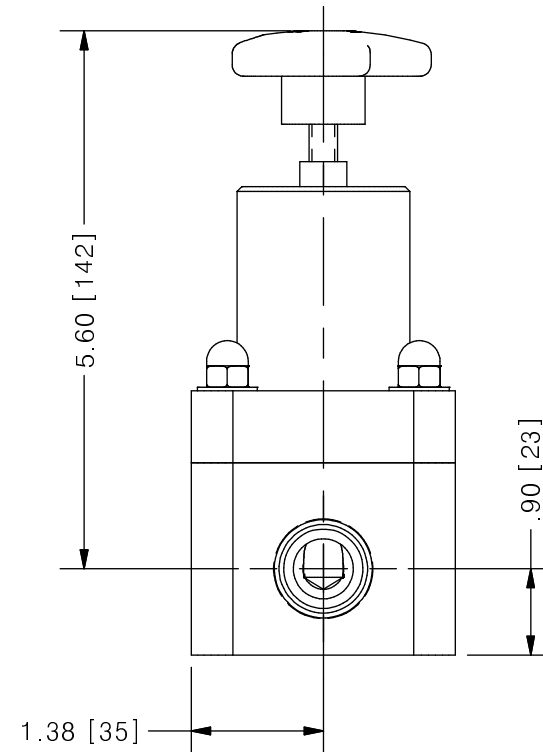
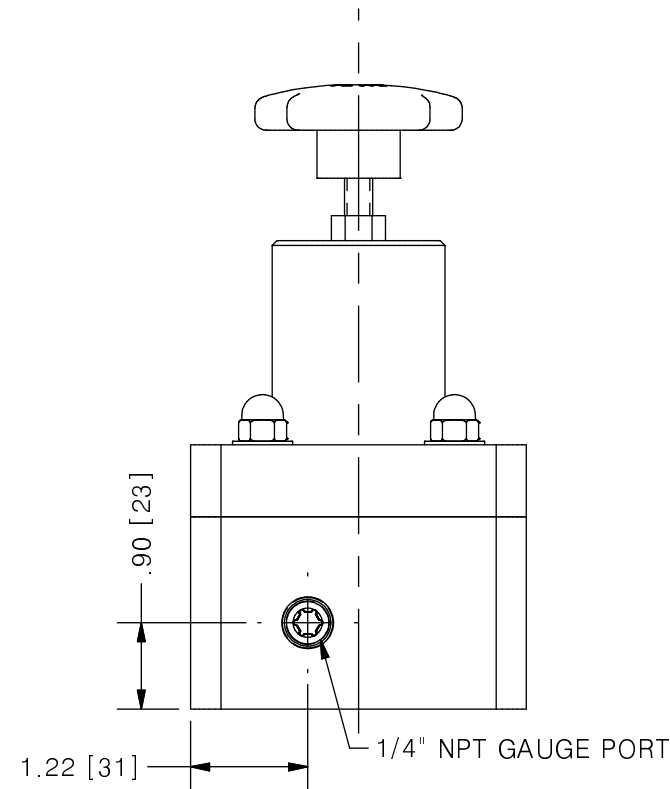


THIS DRAWING IS THE PROPERTY OF PRIMARY FLUID SYSTEMS INC. FROM WHICH A WRITTEN CONSENT FOR APPROVAL SHALL BE REQUIRED PRIOR TO COPYING.

NO.	NAME	DESCRIPTION
1	MAX ALLOWABLE OPERATING TEMPERATURE	180°F (82°C)
2	MAX ALLOWABLE OPERATING PRESSURE	150 PSIG @ 70°F
CONNECTIONS		
3	SIZE: INLET/OUTLET	3/4"
4	CONNECTION TYPE	NPT
MATERIALS (WETTED)		
5	BODY	316 SS
6	DIAPHRAGM	PTFE BACKED EPDM
MATERIALS (NON-WETTED)		
7	SPRING BONNET/TOP	CPVC
8	SPRING	NICKEL PLATED MUSIC WIRE ASTM A228
9	TOP/BOTTOM DISC	POLYPROPYLENE
10	BOLTS, NUTS, WASHERS	STAINLESS STEEL
11	FACTORY SET PRESSURE	50 PSIG
12	SPRING RANGE	7-150 PSIG



**TOP VALVE®**  
TVB BACK PRESSURE VALVE

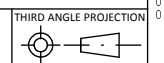


SCALE 1 : 2

<b>PRIMARY FLUID SYSTEMS INC.</b> 1050 COOKE BLVD, BURLINGTON, ONTARIO L7T 4A8		PROJECT: TVB	SHT: 1 OF 1	DRAWN BY: NG
TITLE: 3/4" BACK PRESSURE TOP VALVE WITH 3/4" NPT CONNECTIONS PLUS GAUGE PORT		DATE DRAWN: 7/5/2016	SCALE: 1 : 2	UNITS: INCH [mm]
DWG NAME: TOP VALVE		MATERIAL: SEE CHART	DWG NO: TVBP75-SS-G_R0	REV# 0
DWG TYPE: PLANAR VIEW		APPROVED BY:	CHECKED BY:	DIMENSIONAL TOLERANCE 0.X = ± 0.25" 0.XX = ± 0.25" 0.XXX = ± 0.25"

REV	DESCRIPTION	DATE	NAME
0	NEW DRAWING	--	--

REVISION HISTORY



11 X 17 SHEET SIZE: B