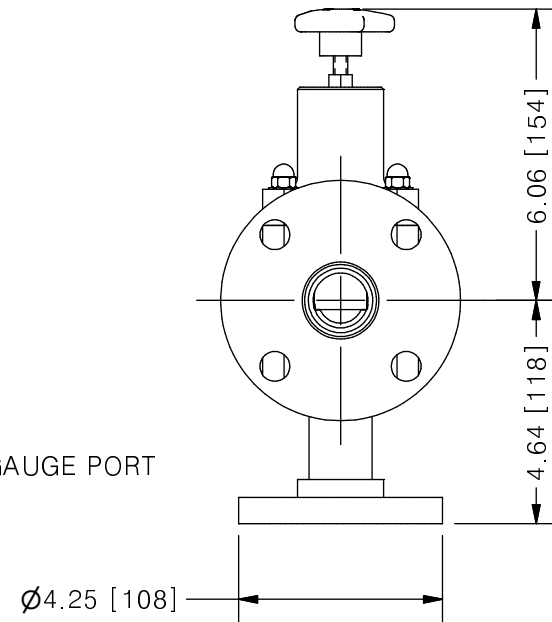
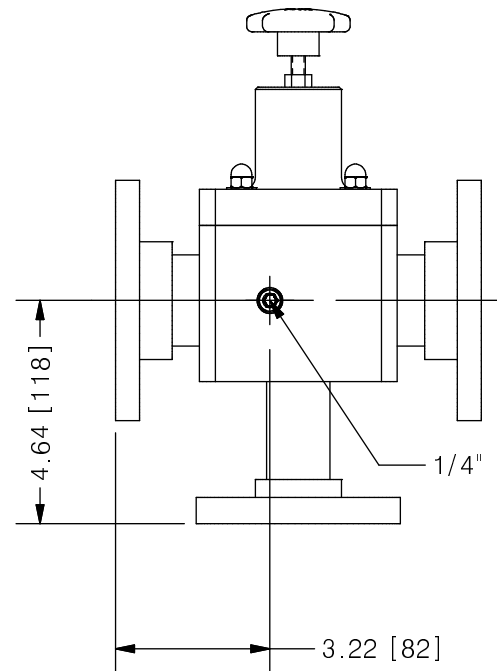
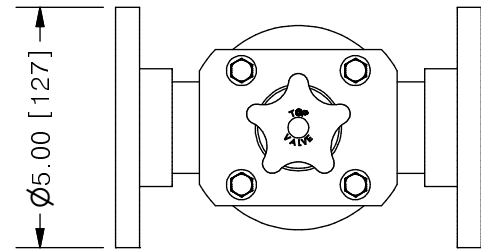


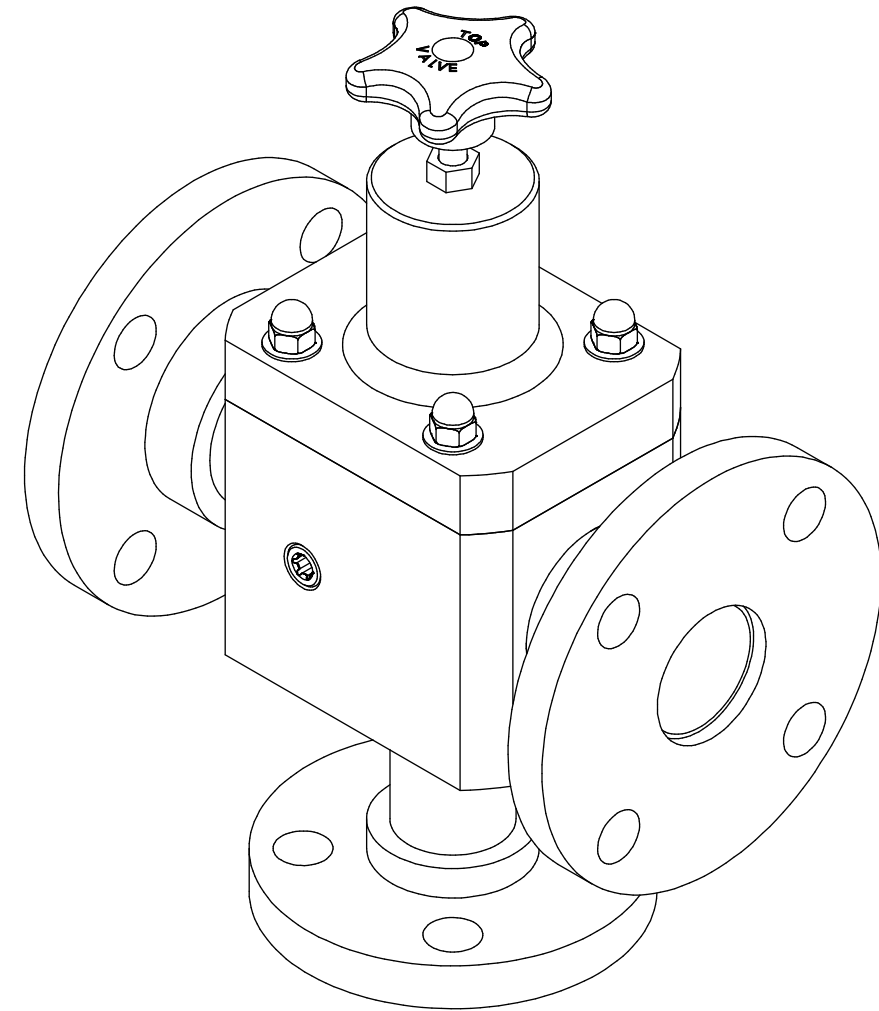
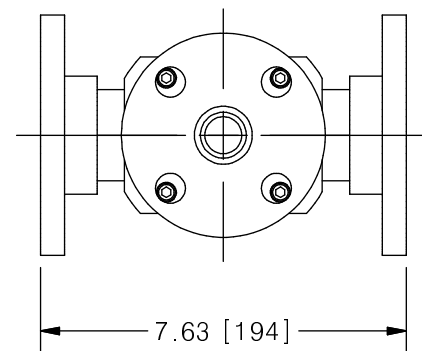
THIS DRAWING IS THE PROPERTY OF PRIMARY FLUID SYSTEMS INC. FROM WHICH A WRITTEN CONSENT FOR APPROVAL SHALL BE REQUIRED PRIOR TO COPYING.

NO.	NAME	DESCRIPTION
1	MAX ALLOWABLE OPERATING TEMPERATURE	140°F (60°C)
2	MAX ALLOWABLE OPERATING PRESSURE	150 PSIG @ 70°F
CONNECTIONS		
3	SIZE: INLET/OUTLET PORTS	1-1/2"
4	SIZE: RELIEF PORT	1"
5	CONNECTION TYPE	ANSI FLANGE FUSION WELD
MATERIALS (WETTED)		
6	BODY	PP/PVDF
7	DIAPHRAGM	PTFE BACKED EPDM
8	FLANGES	PP/PVDF
MATERIALS (NON-WETTED)		
9	SPRING BONNET/TOP	PVC
10	SPRING	NICKEL PLATED MUSIC WIRE ASTM A228
11	TOP/BOTTOM DISC	POLYPROPYLENE
12	BOLTS, NUTS, WASHERS	STAINLESS STEEL
13	FACTORY SET PRESSURE	50 PSIG
14	SPRING RANGE	7-150 PSIG

TOP VALVE® TVP PRESSURE RELIEF VALVE



SCALE 1 : 4



SCALE 1 : 2

REV	DESCRIPTION	DATE	NAME
0	NEW DRAWING	--	--

PRIMARY FLUID SYSTEMS INC. 1050 COOKE BLVD, BURLINGTON, ONTARIO L7T 4A8		PROJECT: TVP	SHT: 1 OF 1	DRAWN BY: NG
TITLE: 1-1/2" PRESSURE RELIEF TOP VALVE WITH 1-1/2" AND 1" 150# FW FLANGES PLUS GAUGE PORT		DATE DRAWN: 7/28/2016	SCALE: 1 : 4	UNITS: INCH [mm]
DWG NAME: TOP VALVE DWG TYPE: PLANAR VIEW		MATERIAL: SEE CHART	DWG NO: TVPF15-PP-G_R0	DIMENSIONAL TOLERANCE 0.X = ± 0.25" 0.XX = ± 0.25" 0.XXX = ± 0.25"
APPROVED BY: _____ CHECKED BY: _____		THIRD ANGLE PROJECTION 		REV# 0 SHEET SIZE: B