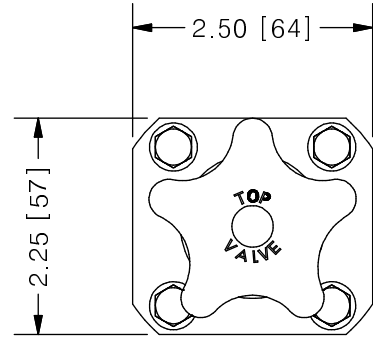
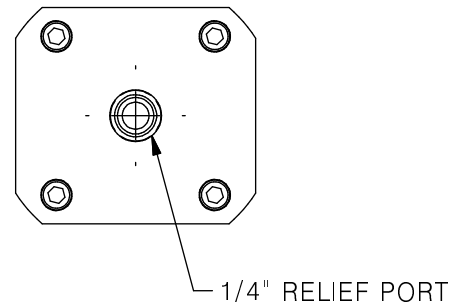
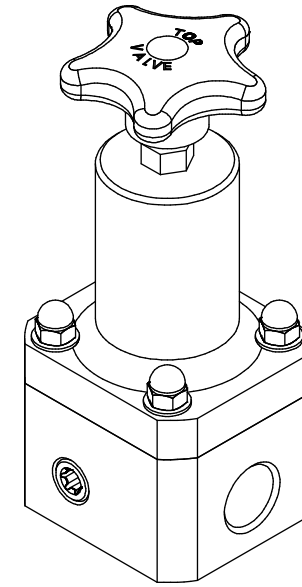
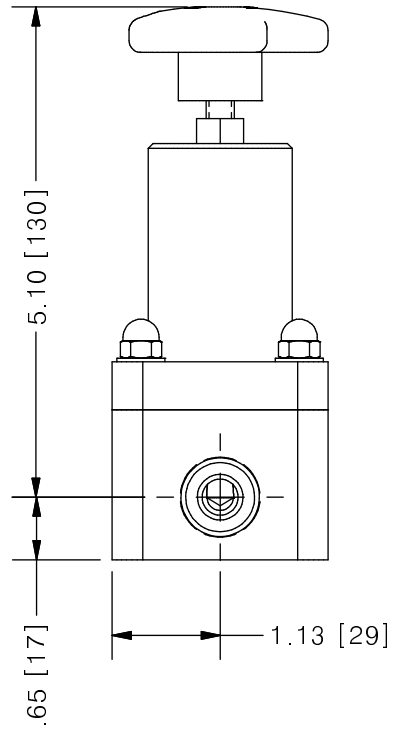
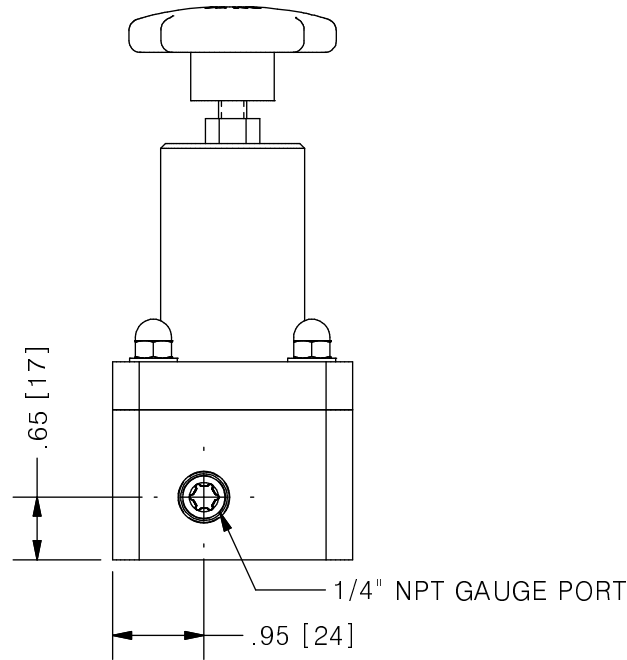


THIS DRAWING IS THE PROPERTY OF PRIMARY FLUID SYSTEMS INC. FROM WHICH A WRITTEN CONSENT FOR APPROVAL SHALL BE REQUIRED PRIOR TO COPYING.



TOP VALVE® TVP PRESSURE RELIEF VALVE

NO.	NAME	DESCRIPTION
1	MAX ALLOWABLE OPERATING TEMPERATURE	180°F (82°C)
2	MAX ALLOWABLE OPERATING PRESSURE	150 PSIG @ 70°F
CONNECTIONS		
3	SIZE: INLET/OUTLET PORTS	1/2"
4	SIZE: RELIEF PORT	1/4"
5	CONNECTION TYPE	NPT
MATERIALS (WETTED)		
6	BODY	316 SS
7	DIAPHRAGM	PTFE BACKED EPDM
MATERIALS (NON-WETTED)		
8	SPRING BONNET/TOP	CPVC
9	SPRING	NICKEL PLATED MUSIC WIRE ASTM A228
10	TOP/BOTTOM DISC	POLYPROPYLENE
11	BOLTS, NUTS, WASHERS	STAINLESS STEEL
12	FACTORY SET PRESSURE	50 PSIG
13	SPRING RANGE	7-150 PSIG



SCALE 1 : 2

PRIMARY FLUID SYSTEMS INC. 1050 COOKE BLVD, BURLINGTON, ONTARIO L7T 4A8		PROJECT: TVP	SHT: 1 OF 1	DRAWN BY: NG								
TITLE: 1/4" PRESSURE RELIEF TOP VALVE WITH 1/2" NPT CONNECTIONS AND 1/4" RELIEF PORT PLUS GAUGE PORT		DATE DRAWN: 7/27/2016	SCALE: 1 : 2	UNITS: INCH [mm]								
DWG NO: TVPR45-SS-G_R0		MATERIAL: SEE CHART	APPROVED BY:	CHECKED BY:								
DWG NAME: TOP VALVE		THIRD ANGLE PROJECTION										
DWG TYPE: PLANAR VIEW												
<table border="1"> <thead> <tr> <th>REV</th> <th>DESCRIPTION</th> <th>DATE</th> <th>NAME</th> </tr> </thead> <tbody> <tr> <td>0</td> <td>NEW DRAWING</td> <td>--</td> <td>--</td> </tr> </tbody> </table>		REV	DESCRIPTION	DATE	NAME	0	NEW DRAWING	--	--	DIMENSIONAL TOLERANCE 0.X = ± 0.25" 0.XX = ± 0.25" 0.XXX = ± 0.25"		REV# 0 SHEET SIZE: B
REV	DESCRIPTION	DATE	NAME									
0	NEW DRAWING	--	--									