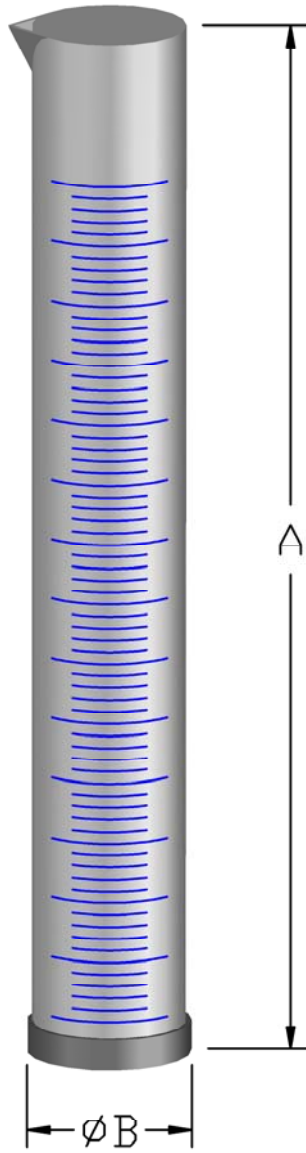
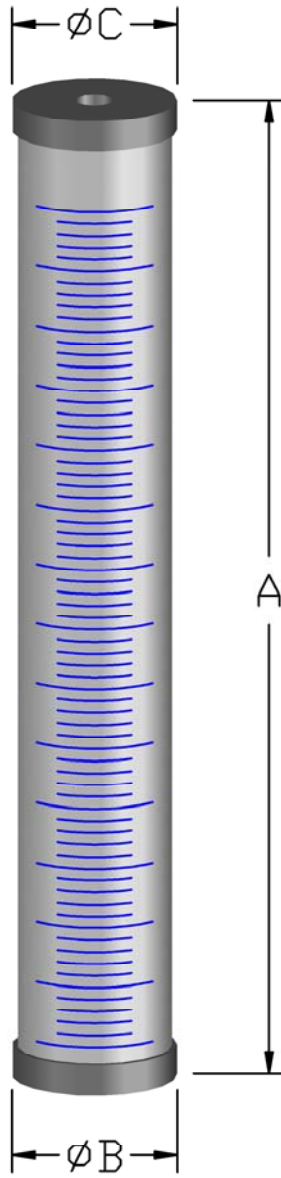


ACCUDRAW®

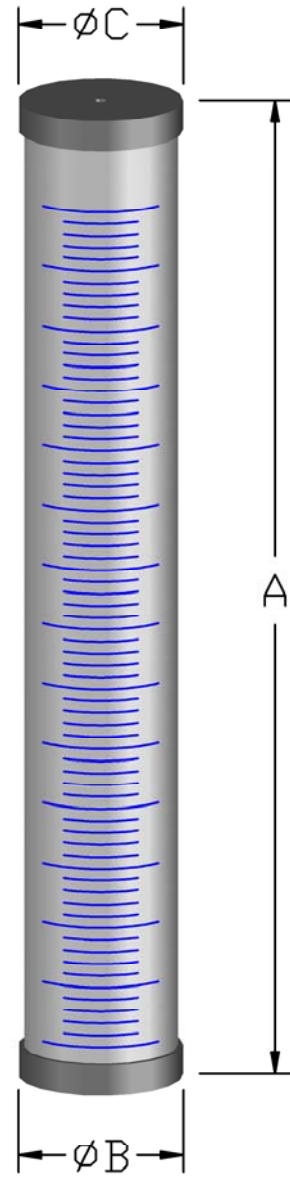
AC#1



AC#2



AC#3



MODEL	SIZE(ml)	DIV(ml)	A (in.)	øB (in.)	øC (in.)	Connection
AC#1	100	1.0	9.88	1.38	N/A	1/2" (DN15)
	250	2.0	12.44	1.75		
	500	5.0	14.10	2.33		
	1000	10.0	17.19	2.63		1" (DN25)
	2000	20.0	20.88	3.38		
	4000	50.0	23.56	4.38		
AC#2 OR AC#3	100	1.0	9.25	1.38	1.38	1/2" (DN15)
	250	2.0	11.63	1.75	1.75	
	500	5.0	13.00	2.32	2.31	
	1000	10.0	16.50	2.69	2.69	1" (DN25)
	2000	20.0	19.50	3.38	3.50	
	4000	50.0	22.13	4.38	4.50	

DO NOT COPY WITHOUT PRIOR WRITTEN APPROVAL FROM PRIMARY FLUID SYSTEMS INC.

PRIMARY FLUID SYSTEMS INC.

1050 Cooke Blvd, Burlington, Ontario L7T 4A8

**ACCUDRAW AC-SERIES
CALIBRATION CYLINDERS (PP)**

DATE ISSUED: 23-JUN-09 | SCALE: NTS | SHEET: 1 OF 1

PROJECT: ACCUDRAW AC-SERIES | DRAWN BY: VW

APPROVED BY: | DWG NO: ADV_AC_CALCYL1 | REV.# 0