


ACCU-PULSE IF Pulsation Dampeners

Chargeable / Metal / Flat Top



- remove pulsating flows from positive displacement pumps
- increase system efficiency and pump life
- decrease maintenance and costs
- protect pipes, meters, instruments, valves, gaskets and seals from pulsation and vibration
- ensure meter accuracy, longevity and repeatability
- reduce pressure fluctuations and diaphragm wear
- prevent foaming and splashing

FEATURES

- CRN is available on certain metallic units
- extensive range of materials
- lightweight, compact design
- 300 psi rating
- easy in-line maintenance
- 2 year warranty

Technical Data

Unit Capacity: 4 CU In

Weight: 2 pounds

Air Control: Gas Fill Valve

Inlet Port: 3/8" NPTF

Pressure Limit: 300 psi at 70° F ** (optional 1000 psi @ 70° F add suffix -H)

Shell Materials: 316L Stainless Steel, Alloy 20, Hastelloy C, Carbon Steel

Elastomers: Neoprene, Buna-N, EPDM, Viton, Hypalon, Teflon (150 max psi)

****Caution:** Temperature and pressure affect the strength and chemical resistance of plastic and rubber.



PRIMARY FLUID
SYSTEMS INC.

Call Toll Free 1-800-776-6580
Tel (905) 333-8743 Fax (905) 333-8746

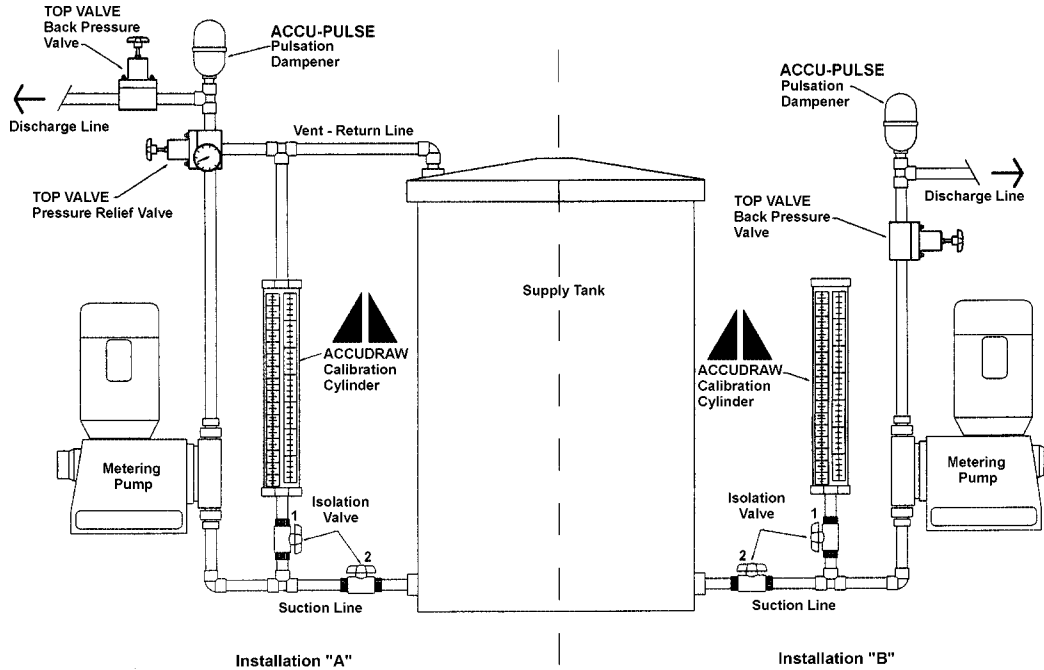
E-Mail: primary@primaryfluid.com
<http://www.primaryfluid.com>

ACCU-PULSE IF Pulsation Dampeners

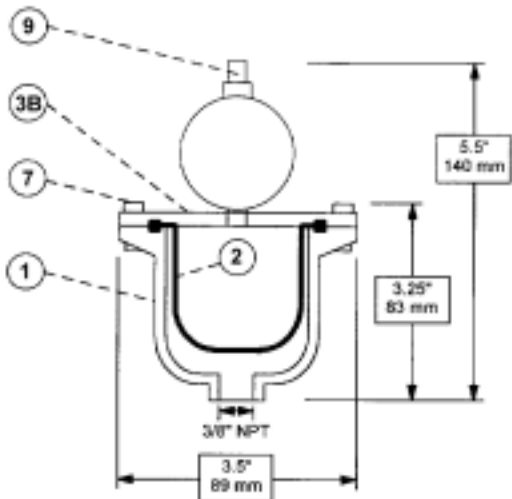
Operation:

ACCU-Pulse pulsation dampeners operate on the principal that volume is inversely proportional to pressure. Compressed air or gas is introduced into the top section of ACCU-Pulse to a specified pressure that must be lower than the pump's discharge pressure. When a pump or valve introduces a pulse, fluid enters the dampener and compresses the trapped gas. The fluid remains in the dampener until the system pressure returns to normal, when the valve is reopened or the pump begins its next cycle. The fluid is then pushed back into the system piping as the trapped gas expands. ACCU-Pulse does NOT restrict fluid flow, or increase system pressure. ACCU-Pulse fills the fluid voids and pressure fluctuations created by reciprocating pumps.

Typical Installations:



Dimensions:



Parts Description:

Item	Part #	Qty	Description	Material
1	1010-27-^	1	Wetted Housing	316 Stainless Steel
	1070-27-^		Wetted Housing	Alloy 20
	1080-27-^		Wetted Housing	Hastelloy C
⊕ 2	1000-25	1	Bladder	Neoprene
	1000-28		Bladder	EPDM
	1000-29		Bladder	Buna-N
	1000-30		Bladder	Hypalon
	1000-31		Bladder	Viton
	1000-55		Bladder	Aflas
	P1000-10		Bladder	Teflon
3A	1020-33	1	NonWetted Housing	316 Stainless Steel
	1070-33		NonWetted Housing	Alloy 20
	1080-33		NonWetted Housing	Hastelloy C
7	1020-43	6	Fastener Assembly	Stainless Steel
⊕ 9	1020-58		Chargeable Air Assembly	Brass, S/S
^ add suffix -0 for units with 3/8" connections				
^ add suffix -1 for units with 1/2" connections				
⊕ Recommended Spare Parts				

Distributed by:



PRIMARY FLUID
SYSTEMS INC.

Call Toll Free 1-800-776-6580

Tel: (905) 333-8743

Fax: (905) 333-8746

E-Mail: primary@primaryfluid.com
<http://www.primaryfluid.com>

Distribution Territories Available

© Registered Trade Mark of Primary Fluid Systems



9