


# ACCU-PULSE IIF Pulsation Dampeners

Chargeable / Plastic / Flat Top



- remove pulsating flows from positive displacement pumps
- increase system efficiency and pump life
- decrease maintenance and costs
- protect pipes, meters, instruments, valves, gaskets and seals from pulsation and vibration
- ensure meter accuracy, longevity and repeatability
- reduce pressure fluctuations and diaphragm wear
- prevent foaming and splashing

## FEATURES

- lightweight, compact design
- 150 psi rating
- extensive range of materials
- easy in-line maintenance
- 2 year warranty

## Technical Data

**Unit Capacity:** 36 CU In

**Weight:** 5 - 7 pounds

**Air Control:** Gas Fill Valve

**Inlet Port:** 3/4" NPTF

**Pressure Limit:** 150 psi at 70° F \*\*

**Shell Materials:** Polypropylene, PVC, PVDF

**Elastomers:** Neoprene, Buna-N, EPDM, Viton, Hypalon, Teflon

*\*\*Caution: Temperature and pressure affect the strength and chemical resistance of plastic and rubber.*



PRIMARY FLUID  
SYSTEMS INC.

Call Toll Free 1-800-776-6580  
Tel (905) 333-8743 Fax (905) 333-8746

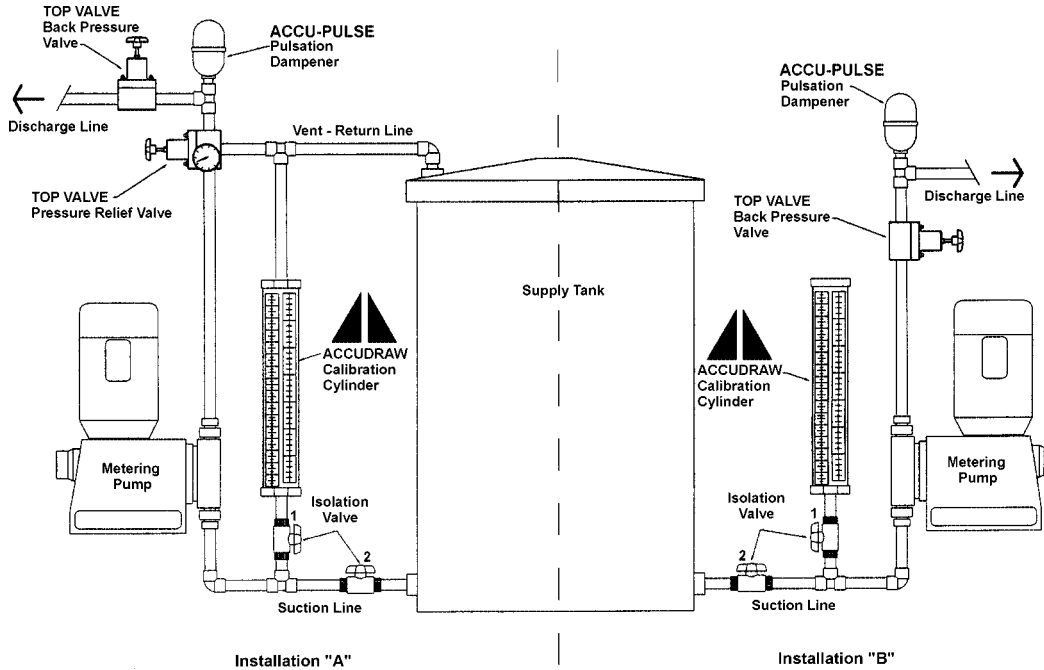
E-Mail: [primary@primaryfluid.com](mailto:primary@primaryfluid.com)  
<http://www.primaryfluid.com>

# ACCU-PULSE IIF Pulsation Dampeners

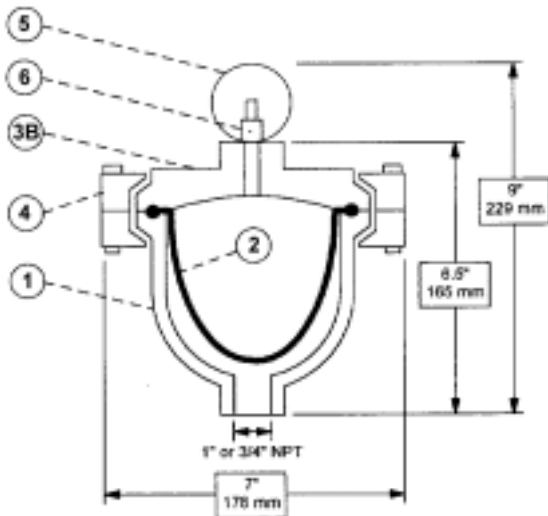
## Operation:

ACCU-Pulse pulsation dampeners operate on the principal that volume is inversely proportional to pressure. Compressed air or gas is introduced into the top section of ACCU-Pulse to a specified pressure that must be lower than the pump's discharge pressure. When a pump or valve introduces a pulse, fluid enters the dampener and compresses the trapped gas. The fluid remains in the dampener until the system pressure returns to normal, when the valve is reopened or the pump begins its next cycle. The fluid is then pushed back into the system piping as the trapped gas expands. ACCU-Pulse does NOT restrict fluid flow, or increase system pressure. ACCU-Pulse fills the fluid voids and pressure fluctuations created by reciprocating pumps.

## Typical Installations:



## Dimensions:



## Parts Description:

Item	Part #	Qty	Description	Material
1	*311-27-^	1	Wetted Housing	PVC
	*301-27-^		Wetted Housing	GF Polypropylene
	*401-27-^		Wetted Housing	PVDF
2	301-25	1	Bladder	Neoprene
	401-28		Bladder	EPDM
	401-29		Bladder	Buna-N
	401-30		Bladder	Hypalon
	401-25		Bladder	Viton
	301-55		Bladder	Aflas
	301-10		Bladder	Teflon
3B	311-33	1	NonWetted Housing	PVC
	301-33^^		NonWetted Housing	GF Polypropylene
4	103-51	1	Ring Band Assy	GF Noryl
5	101-33	1	Gauge	Plastic / Brass
6	101-70	1	Fill Valve	Brass
^ add suffix -2 for units with 3/4" connections				
^ add suffix -3 for units with 1" connections				
^^ used with Polypropylene and PVDF units				
* add suffix T for Wetted & NonWetted Housing with Teflon Bladders				
⊕ Recommended Spare Parts				

Distributed by:



PRIMARY FLUID  
SYSTEMS INC.

Call Toll Free 1-800-776-6580

Tel: (905) 333-8743

Fax: (905) 333-8746

E-Mail: [primary@primaryfluid.com](mailto:primary@primaryfluid.com)

<http://www.primaryfluid.com>

Distribution Territories Available

® Registered Trade Mark of Primary Fluid Systems

VISA 13